

ACCESS, WORK AND PROTECTION AT HEIGHT

2024 CATALOGUE



NEW PRODUCTS 2024

INDIVIDUAL PLATFORMS

Eco-designed products for everyone's comfort and safety. Discover our innovations: detachable compartmentalised tool holder, automatic gates, and a new RAPTORS COPIC product.

PAGES 8 to 19



PLATINIUM

The must-have for worksites now available in 3-sections push-up.

PAGE 65

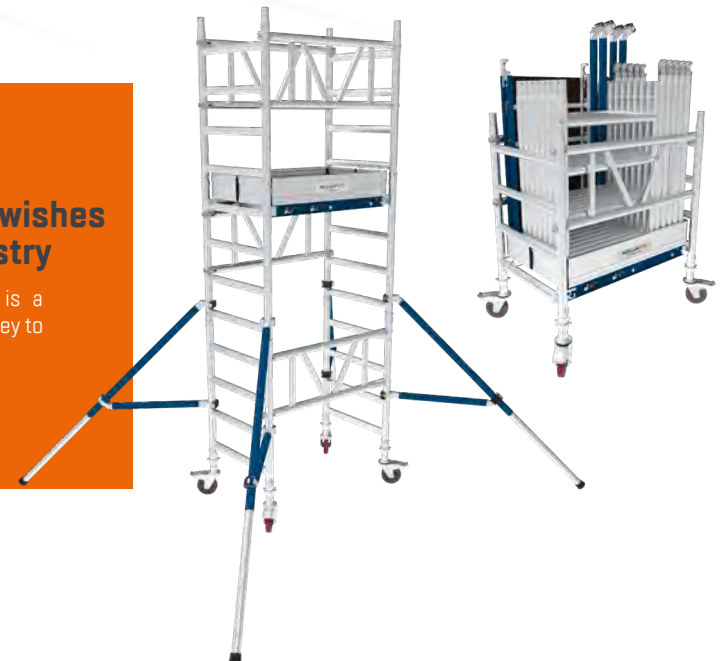


NEOLIUM EVO

The reliable answer to the wishes of every user in every industry

Robust and compact, the Neolium EVO is a concentrate of ergonomics: from mobile trolley to working at 4.20m in 10 minutes!

PAGE 29



NEW ACCESSORIES 2024



Z'TOWER EMBARQ KIT

For easy loading and unloading of the product

PAGE 27



PHOTOVOLTAIC PANELS PACK

Compatible with APACHE and NEVADA ladder lifts

PAGES 93 to 97

LADDER MAT

To boost the supporting stability on uneven ground or surfaces

PAGE 84



LADDER ATTACHMENT

To secure your ladder onto your van's roof rack

PAGE 85

OUR PLATFORMS

SHERPAMATIC - SALOON GUARDRAIL

PAGE 8



INSULATED SHERPA

PAGE 13



RAPTOR - BRACES GUARDRAIL

PAGE 14



RAPTORSCOPIC - BRACES GUARDRAIL

PAGE 16



PLATFORMS

SCAFFOLD TOWERS

STEPLADDERS

LADDERS

FIXED SCAFFOLDING

LADDER LIFTS

GUIDE TO PLATFORMS

UNIVERSAL


									
	TETRIS	HELIS	RAPTOR STRAPS GUARDRAIL	RAPTOR BRACES GUARDRAIL	VELOCE STRAPS GUARDRAIL	VELOCE BRACES GUARDRAIL	RAPTORSCOPIC STRAPS GUARDRAIL	RAPTORSCOPIC BRACES GUARDRAIL	SHERPAMATIC BRACES GUARDRAIL
		+ FOR SPIRAL STAIRCASES			+ MOVING WHEELS		+ TELESCOPIC		+ CRANEABLE
Use	Intensive	Intensive	Regular	Regular	Regular	Regular	Regular	Regular	Ultra intensive
Material	Steel	Steel	Aluminium	Aluminium	Aluminium	Aluminium	Aluminium	Aluminium	Aluminium
Max. working height	3m	2.68m	3.63m	3.63m	3.63m	3.63m	3.60m	3.60m	3.87m
Level offset	✓	✓					✓	✓	
Standard	PIRL NF P 93353	PIRL NF P 93353	PIRL NF P 93353 PIR NF P 93352	EN 131-7 PIRL NF P 93353 PIR NF P 93352	PIRL NF P 93353 except 7 steps	EN 131-7 PIRL NF P 93353 except 7 steps	PIRL NF P 93353 PIR NF P 93352	EN 131-7 PIRL NF P 93353 PIR NF P 93352	EN 131-7 PIRL NF P 93353 PIR NF P 93352
Label	 Ref. NF 096		 Ref. NF 096	 Ref. NF 096	 Ref. NF 096 except 7 steps	 Ref. NF 096 except 7 steps	 Ref. NF 096	 Ref. NF 096	 Ref. NF 096
Class	Professional	Professional	Professional	Professional	Professional	Professional	Professional	Professional	Professional
Page	Contact us	Contact us	15	14	19	18	17	16	9



NF certified product: Certifying body: AFNOR Certification, 11, rue Francis de Pressensé, F-93571 La Plaine Saint Denis Cedex (FR). Certification reference: Construction site equipment NF (NF096) available at www.marque-nf.com. A NF-certified individual mobile platform (or lightweight individual mobile platform) must be used with all the components listed in the model's nomenclature.

UNIVERSAL

SPECIAL PURPOSES

UNIVERSAL					ELECTRICITY	CONSTRUCTION	MAINTENANCE	SHELVING	SHELVING
									
SHERPAMATIC SALOON GUARDRAIL	SHERPASCOPIC BRACES GUARDRAIL	SHERPASCOPIC SALOON GUARDRAIL	FOLDING SHERPASCOPIC BRACES GUARDRAIL	FOLDING SHERPASCOPIC SALOON GUARDRAIL	INSULATED SHERPA	FORMWORK GANGWAY	MAINTENANCE PLATFORM	MOBILE WAREHOUSE PLATFORM	STABIL
+ CRANEABLE	+ TELESCOPIC		+ FOLDING GUARDRAILS		+ FIBREGLASS	+ CRANEABLE		+ RETRACTABLE CASTORS	
Ultra intensive	Ultra intensive	Ultra intensive	Ultra intensive	Ultra intensive	Ultra intensive	Ultra intensive	Intensive	Intensive	Regular
Aluminium	Aluminium	Aluminium	Aluminium	Aluminium	Mixed aluminium/fibreglass	Aluminium	Aluminium	Aluminium	Aluminium
3.87m	4.50m	4.50m	3.61m	3.61m	3.17m	3.48m	3.78m	5.26m	2.50m
	✓	✓	✓	✓					
EN 131-7 PIRL NF P 93353 PIR NF P 93352	EN 131-7 PIRL NF P 93353 PIR NF P 93352	EN 131-7 PIRL NF P 93353 PIR NF P 93352	EN 131-7 PIR NF P 93352	EN 131-7 PIR NF P 93352	EN 131-7 PIRL NF P 93353 EN 50528				NF E 85301
 Ref. NF 096	 Ref. NF 096	 Ref. NF 096	 Ref. NF 096	 Ref. NF 096					
Professional	Professional	Professional	Professional	Professional	Professional	Professional	Professional	Professional	Professional
8	11	10	12	12	13	Contact us	20	21	Contact us

SHERPAMATIC - SALOON GUARDRAIL NEW

STURDY AND COMFORTABLE PLATFORM



Scan for more info

Product sheet, instructions, photos, ...

Standard **EN 131-7 / PIRL NF P 93353 / PIR NF P 93 352** | Decree **2004-924** | Guarantee (year) **5**

- 4-sided rigid guardrail with Saloon-style gate and automatic closing mechanism
- Two-way opening for the guardrail: open for the ascent, to be unlocked for the descent
- 80mm non-slip steps
- Detachable compartmentalised tool holder, can hold up to 25kg, with integrated hooks (max. 10kg)
- XL tray supporting up to 25kg
- Retractable stabilisers with millimetric adjustment system
- Exceptionally comfortable 600 x 400mm non-slip aluminium platform
- Anti-lift floor hook
- Comfortable, ergonomic workspace
- All-terrain 175mm moving wheels
- High safety covering footpads

+ **CRANEABLE**

Guardrail with gate Saloon-style with automatic closing



High comfort 600x400mm aluminium non-slip platform



Lifting rings



2 interchangeable, removable tool-holding shelves



Ribbed all-terrain wheels Ø175mm



Model presented: 02272916

- Aluminium**
- Ultra intensive**
- Flat surface**
- Maximum load 150kg**
- Professional class**
- Recyclable up to 86%**

Reference	Number of rungs / steps	Height of folded product (m)	Thickness of folded product (m)	Max platform height (m)	Max working height (m)	Footprint (max setting) (m)	Overall width (without stabilisers) (m)	Overall width (with stab - max setting) (m)	Weight (kg)	Gencod
02272913	3	2.11	0.35	0.70	2.70	1.29	0.68	1.54	22.30	3178740247607
02272914	4	2.37	0.35	0.94	2.94	1.49	0.68	1.62	23.50	3178740247614
02272915	5	2.62	0.35	1.18	3.18	1.68	0.68	1.66	25.10	3178740247621
02272916	6	2.87	0.35	1.41	3.41	1.87	0.68	1.83	26.40	3178740247638
02272917	7	3.12	0.35	1.64	3.64	2.05	0.68	2.01	28.30	3178740247645
02272918	8	3.37	0.35	1.87	3.87	2.24	0.68	2.20	29.50	3178740247133

The platform is counted as a step.
 All references comply with the EN 131-7 standard.
 The NF marking certifies the product's compliance with the NF P 93-353 standard (3-6-step models), the NF P 93-352 standard (7- and 8-step models), and the NF096 framework.



SHERPAMATIC - BRACES GUARDRAIL NEW

STURDY AND COMFORTABLE PLATFORM



Scan for more info
Product sheet, instructions, photos, ...

Standard **EN 131-7 / PIRL NF P 93353 / PIR NF P 93 352** | Decree **2004-924** | Guarantee (year) **5**

- 4-sided rigid guardrail with rear fall protection braces and semi-automatic closing mechanism
- 80mm non-slip steps
- Detachable compartmentalised tool holder, can hold up to 25kg, with integrated hooks (max. 10kg)
- XL tray supporting up to 25kg
- Retractable stabilisers with millimetric adjustment system
- Exceptionally comfortable 600 x 400mm non-slip platform in bio-sourced wood
- Anti-lift floor hook
- Ergonomic and comfortable workspace
- All-terrain 175mm moving wheels
- High safety covering footpads

+ **CRANEABLE**

Guardrail with semi-automatically closing fall protection braces



80mm steps



Robust one-piece joints



High comfort 600x400mm non-slip platform in eco-sourced wood



Stabilisers with millimetric adjustment system



Model presented: 02272906

- Aluminium**
- Ultra intensive**
- Flat surface**
- Maximum load 150kg**
- Professional class**
- Recyclable up to 87%**

Reference	Number of rungs / steps	Height of folded product (m)	Thickness of folded product (m)	Max platform height (m)	Max working height (m)	Footprint (max setting) (m)	Overall width (without stabilisers) (m)	Overall width (with stab - max setting) (m)	Weight (kg)	Gencod
02272903	3	2.11	0.35	0.70	2.70	1.29	0.68	1.55	20.40	3178740247553
02272904	4	2.37	0.35	0.94	2.94	1.49	0.68	1.62	21.60	3178740247560
02272905	5	2.62	0.35	1.18	3.18	1.68	0.68	1.66	23.20	3178740247577
02272906	6	2.87	0.35	1.41	3.41	1.87	0.68	1.83	24.50	3178740247584
02272907	7	3.12	0.35	1.64	3.64	2.05	0.68	2.01	26.40	3178740247591
02272908	8	3.37	0.35	1.87	3.87	2.24	0.68	2.20	27.60	3178740247126

The platform is counted as a step.

All references comply with the EN 131-7 standard. The NF marking certifies the product's compliance with the NF P 93-353 standard (3-6-step models), the NF P 93-352 standard (7- and 8-step models), and the NFO96 framework.



SHERPASCOPIC - SALOON GUARDRAIL NEW

STURDY AND ALL-TERRAIN PLATFORM



Scan for more info
Product sheet, instructions, photos, ...

Standard **EN 131-7 / PIRL NF P 93353 / PIR NF P 93 352** | Decree **2004-924** | Guarantee (year) **5**

- 4-sided rigid guardrail with Saloon-style gate and automatic closing mechanism
- Telescopic surfaces allowing for level offsetting
- Intuitive and secure height adjustment system, adjustment every 23cm
- 80mm non-slip steps (fixed section) and 60mm non-slip steps (telescopic section)
- Detachable compartmentalised tool holder, can hold up to 25kg, with integrated hooks (max. 10kg)
- XL tray supporting up to 25kg
- Exceptionally comfortable 600 x 400mm non-slip aluminium platform
- Anti-lift floor hook
- Ergonomic and comfortable workspace
- Retractable stabilisers with millimetric adjustment system
- All-terrain 175mm moving wheels
- High safety covering footpads

+ **STURDY AND TELESCOPIC**

Guardrail with gate Saloon-style with automatic closing




High comfort 600x400mm aluminium non-slip platform



Lifting rings



2 interchangeable, removable tool-holding shelves



Ribbed all-terrain wheels Ø175mm



Model presented: 02272961


- Aluminium**
- Ultra intensive**
- Flat/Uneven surface**
- Maximum load 150kg**
- Professional class**
- Recyclable up to 88%**

Reference	Number of rungs / steps	Height of folded product (m)	Thickness of folded product (m)	Min platform height (m)	Max platform height (m)	Min working height (m)	Max working height (m)	Footprint (max setting) (m)	Overall width (without stabilisers) (m)	Overall width (with stab - max setting) (m)	Weight (kg)	Gencod
02272960	3/4	2.16	0.40	0.72	0.95	2.72	2.95	1.64	0.68	1.69	26.80	3178740247683
02272961	5/7	2.62	0.40	1.14	1.61	3.14	3.61	2.17	0.68	2.10	31.20	3178740247690
02272962	8/10	3.37	0.40	1.84	2.30	3.84	4.30	2.74	0.68	2.66	36.90	3178740247706
02272963	8/11	3.37	0.40	1.84	2.50	3.84	4.50	2.93	0.68	2.75	39.10	3178740247157

The platform is counted as a step.

All models comply with the EN 131-7 standard.

The NF marking certifies the product's compliance with the NF P 93-353 standard (3-4-step models), the NF P 93-352 standard (5-7-step models and above), and the NFO96 framework.



SHERPASCOPIC - BRACES GUARDRAIL NEW

STURDY AND ALL-TERRAIN PLATFORM



Scan for more info
Product sheet, instructions, photos, ...

Standard **EN 131-7 / PIRL NF P 93353 / PIR NF P 93 352** | Decree **2004-924** | Guarantee (year) **5**

- 4-sided rigid guardrail with gate and automatic closing mechanism
- Telescopic surfaces allowing for level offsetting
- Intuitive and secure height adjustment system, adjustment every 23cm
- 80mm non-slip steps (fixed section) and 60mm non-slip steps (telescopic section)
- Detachable compartmentalised tool holder, can hold up to 25kg, with integrated hooks (max. 10kg)
- XL tray supporting up to 25kg
- High comfort 600 x 400mm non-slip platform in eco-sourced wood with automatic lock
- Ergonomic and comfortable workspace
- Retractable stabilisers with millimetric adjustment system
- All-terrain 175mm moving wheels
- High safety covering footpads

+ **STURDY AND TELESCOPIC**

80mm steps (fixed section) and 60mm steps (telescopic section)




Intuitive, safe height adjustment locking pivot



Guardrail with semi-automatically closing fall protection braces



High comfort 600x400mm non-slip platform in eco-sourced wood



Stabilisers with millimetric adjustment system



Model presented: 02272951

- Aluminium**
- Ultra intensive**
- Flat/Uneven surface**
- Maximum load 150kg**
- Professional class**
- Recyclable up to 88%**

Reference	Number of rungs/steps	Height of folded product (m)	Thickness of folded product (m)	Min platform height (m)	Max platform height (m)	Min working height (m)	Max working height (m)	Footprint (max setting) (m)	Overall width (without stabilisers) (m)	Overall width (with stab - max setting) (m)	Weight (kg)	Gencod
02272950	3/4	2,16	0,40	0,72	0,95	2,72	2,95	1,64	0,68	1,69	24,90	3178740247652
02272951	5/7	2,62	0,40	1,14	1,61	3,14	3,61	2,17	0,68	2,10	29,30	3178740247669
02272952	8/10	3,37	0,40	1,84	2,30	3,84	4,30	2,74	0,68	2,66	34,90	3178740247676
02272953	8/11	3,37	0,40	1,84	2,50	3,84	4,50	2,93	0,68	2,75	37,10	3178740247140

The platform is counted as a step.

All models comply with the EN 131-7 standard.

The NF marking certifies the product's compliance with the NF P 93-353 standard (3-4-step models), the NF P 93-352 standard (5-7-step models and above), and the NF096 framework.



FOLDING SHERPASCOPIC - SALOON GUARDRAIL NEW

FOR MINIMUM SPACE REQUIREMENTS



Scan for more info
Product sheet, instructions, photos, ...

Standard **EN 131-7 / PIR NF P 93352** | Decree **2004-924** | Guarantee (year) **5**

+ **FOLDING GUARDRAILS**

- Removable compartmentalised tool holder, 25kg resistance, with integrated hooks (max. 10kg)
- XL resistant tray 25kg
- High comfort 600 x 400mm aluminium non-slip floor

Aluminium
Ultra intensive
Flat/Uneven surface
Maximum load 150kg
Professional class
Recyclable up to 86%

Reference	Number of rungs / steps	Height of folded product (m)	Thickness of folded product (m)	Min platform height (m)	Max platform height (m)	Min working height (m)	Max working height (m)	Footprint (max setting) (m)	Overall width (without stabilisers) (m)	Overall width (with stab - max setting) (m)	Weight (kg)	Gencod
02272921	5/7	2.18	0.42	1.14	1.61	3.14	3.61	2.17	0.68	2.10	31.60	3178740247171

The platform is counted as a step.
The NF mark certifies compliance with the NF P 93-352 standard and with the NF096 Framework.



Folding guardrail with self-closing Saloon gate



FOLDING SHERPASCOPIC - BRACES GUARDRAIL NEW

FOR MINIMUM SPACE REQUIREMENTS



Scan for more info
Product sheet, instructions, photos, ...

Standard **EN 131-7 / PIR NF P 93352** | Decree **2004-924** | Guarantee (years) **5**

+ **FOLDING GUARDRAILS**

- Folding guardrail for greater compactness
- Retractable stabilisers with millimetric adjustment system
- Telescopic surfaces allowing for level offsetting

Aluminium
Ultra intensive
Flat/Uneven surface
Maximum load 150kg
Professional class
Recyclable up to 86%

Reference	Number of rungs / steps	Height of folded product (m)	Thickness of folded product (m)	Min platform height (m)	Max platform height (m)	Min working height (m)	Max working height (m)	Footprint (max setting) (m)	Overall width (without stabilisers) (m)	Overall width (with stab - max setting) (m)	Weight (kg)	Gencod
02272920	5/7	2.18	0.40	1.14	1.61	3.14	3.61	2.17	0.68	2.10	29.70	3178740247164

The platform is counted as a step.
The NF mark certifies compliance with the NF P 93-352 standard and with the NF096 Framework.



Guardrail with semi-automatically closing fall protection braces



INSULATED SHERPA - BRACES GUARDRAIL NEW

THE COMFORT OF A SHERPA, WITH THE ADDED BONUS OF INSULATION



Scan for more info

Product sheet, instructions, photos, ...

Standard **EN 131-7 / PIRL NF P 93353** | Decree **2004-924** | Guarantee (year) **2** | Compliant electrical test **EN 50528***


- The fibreglass material used for the uprights means users are protected from electric shocks while working
- 4-sided rigid guardrail with braces and insulated rilsan-coated protection
- 80mm non-slip steps
- Detachable compartmentalised tool holder, can hold up to 25kg, with integrated hooks (10kg)
- XL tray supporting up to 25kg
- Exceptionally comfortable 600 x 400mm non-slip platform in bio-sourced wood
- Anti-lift floor hook
- Ergonomic and comfortable workspace
- Retractable stabilisers with millimetric adjustment system
- All-terrain Ø 175mm moving wheels

+ **FIBREGLASS**

Guardrails with braces and insulating rilsanised protection



Insulated fibreglass uprights



2 interchangeable, removable tool holder shelves



High comfort 600x400mm non-slip platform in eco-sourced wood



Ribbed all-terrain wheels Ø175mm



Model presented: 02272854

- Mix aluminium/fibreglass**
- Ultra intensive**
- Flat surface**
- Maximum load 150kg**
- Professional class**

Reference	Number of rungs / steps	Height of folded product (m)	Thickness of folded product (m)	Max platform height (m)	Max working height (m)	Footprint (max setting) (m)	Overall width (without stabilisers) (m)	Overall width (with stab - max setting) (m)	Weight (kg)	Gencod
02272853	3	2.12	0.34	0.71	2.71	1.29	0.68	1.51	20.30	3178740248830
02272854	4	2.37	0.34	0.94	2.94	1.48	0.68	1.61	21.30	3178740248840
02272855	5	2.62	0.34	1.17	3.17	1.67	0.68	1.60	22.80	3178740247188

The platform is counted as a step.

*The EN 50528 standard sets out the values that guarantee users against low-voltage currents under 1,500 volts. The breakdown test is 10,000 volts.



RAPTOR - BRACES GUARDRAIL NEW

LIGHTWEIGHT AND COMPACT PLATFORM



Scan for more info
Product sheet, instructions, photos, ...

Standard **EN 131-7 / PIRL NF P 93353 / PIR NF P 93352** | Decree **2004-924** | Guarantee (year) **5**

- 4-sided rigid guardrail with fall protection braces and semi-automatic closing mechanism
- 80mm non-slip steps (fixed section) and 60mm non-slip steps (telescopic section)
- Detachable compartmentalised tool holder, can hold up to 25kg, with integrated hooks (max. 10kg)
- XL tray supporting up to 25kg
- Telescopic surfaces allowing for level offsetting
- Intuitive and secure height adjustment system, adjustment every 23cm
- 500 x 400mm non-slip platform in bio-sourced wood
- Ergonomic workspace
- Retractable stabilisers with millimetric adjustment system
- Ø 100mm moving wheels (2 to 6 steps) Ø 175mm for 7 steps

Guardrail with semi-automatically closing fall protection braces



500x400mm non-slip platform in eco-sourced wood



Robust one-piece joints



2 interchangeable, removable tool-holding shelves



Stabilisers with millimetric adjustment system



Model presented: 02274154

- Aluminium**
- Regular**
- Flat surface**
- Maximum load 150kg**
- Professional class**
- Recyclable up to 89%**

Referenece	Number of rungs / steps	Height of folded product (m)	Thickness of folded product (m)	Max platform height (m)	Max working height (m)	Footprint (max setting) (m)	Overall width (without stabilisers) (m)	Overall width (with stab - max setting) (m)	Weight (kg)	Gencod
02274152	2	1.83	0.30	0.48	2.48	0.94	0.68	0.68	14.60	3178740247836
02274153	3	2.07	0.30	0.70	2.70	1.09	0.68	1.46	18.50	3178740247843
02274154	4	2.33	0.30	0.94	2.94	1.26	0.68	1.46	19.80	3178740247850
02274155	5	2.58	0.30	1.17	3.17	1.41	0.68	1.60	21.50	3178740247867
02274156	6	2.83	0.30	1.40	3.40	1.57	0.68	1.78	22.70	3178740247874
02274157	7	3.08	0.33	1.63	3.63	1.76	0.68	2.12	25	3178740247072

The platform is counted as a step.
All references comply with the EN 131-7 standard. The NF marking certifies the product's compliance with the NF P 93-353 standard (2-6-step models), the NF P 93-352 standard (7-step models), and the NF096 framework.



RAPTOR - STRAPS GUARDRAIL NEW

LIGHTWEIGHT AND COMPACT PLATFORM



Scan for more info
Product sheet, instructions, photos, ...


Standard **PIRL NF P 93353 / PIR NF P 93352** | Decree **2004-924** | Guarantee (year) **5**

- The most lightweight range on the market
- 3-sided rigid guardrail with rear fall protection straps
- 80mm non-slip steps
- Detachable compartmentalised tool holder, can hold up to 25kg, with integrated hooks (max. 10kg)
- 500 x 400mm non-slip platform in bio-sourced wood
- Ergonomic workspace
- Retractable stabilisers with millimetric adjustment system
- Ø 100mm moving wheels (2 to 6 steps) Ø 175mm for 7 steps

Guardrail deployment system



80mm steps



Guardrails with straps



Optional XL tray supporting



Anti-lift hook



Model presented: 02274104

- Aluminium**
- Regular**
- Flat surface**
- Maximum load 150kg**
- Professional class**
- Recyclable up to 90%**

Reference	Number of rungs / steps	Height of folded product (m)	Thickness of folded product (m)	Max platform height (m)	Max working height (m)	Footprint (max setting) (m)	Overall width (without stabilisers) (m)	Overall width (with stab - max setting) (m)	Weight (kg)	GenCod
02274102	2	1.83	0.28	0.48	2.48	0.94	0.68	0.68	13.40	3178740247713
02274103	3	2.07	0.28	0.70	2.70	1.09	0.68	1.46	17.20	3178740247720
02274104	4	2.33	0.28	0.94	2.94	1.26	0.68	1.46	18.50	3178740247737
02274105	5	2.58	0.28	1.17	3.17	1.41	0.68	1.60	20.20	3178740247744
02274106	6	2.83	0.28	1.40	3.40	1.57	0.68	1.79	21.50	3178740247751
02274107	7	3.08	0.31	1.63	3.63	1.76	0.68	2.12	23.70	3178740247065
02274801	Universal tool holder								0.57	3178740250058
02274802	XL tray supporting								0.71	3178740250065

The platform is counted as a step.
The NF marking certifies the product's compliance with the NF P 93-353 standard (2-6-step models), the NF P 93-352 standard (7-step models), and the NF096 framework.



RAPTORSCOPIC - BRACES GUARDRAIL

NEW

VERSATILE COMPACT PLATFORM



Scan for more info

Product sheet, instructions, photos, ...

Standard **EN 131-7 / PIRL NF P 93353 / PIR NF P 93352** | Decree **2004-924** | Guarantee (year) **5**

- 4-sided rigid guardrail with fall protection braces and semi-automatic closing mechanism
- 80mm non-slip steps (fixed section) and 60mm non-slip steps (telescopic section)
- Detachable compartmentalised tool holder, can hold up to 25kg, with integrated hooks (max. 10kg)
- XL tray supporting up to 25kg
- Telescopic surfaces allowing for level offsetting
- Intuitive and secure height adjustment system, adjustment every 23cm
- 500 x 400mm non-slip platform in bio-sourced wood
- Ergonomic workspace
- Ø 100mm moving wheels (3/4 steps) Ø 175mm for 5/7 steps

TELESCOPIC

Guardrail with semi-automatically closing fall protection braces



500x400mm non-slip platform in eco-sourced wood



Robust one-piece joints



2 interchangeable, removable tool-holding shelves



Intuitive, safe height adjustment locking pivot



Model presented: 02274210

- Aluminium
- Regular
- Flat/Uneven surface
- Maximum load 150kg
- Professional class
- Recyclable up to 88%

Reference	Number of rungs / steps	Height of folded product (m)	Thickness of folded product (m)	Min platform height (m)	Max platform height (m)	Min working height (m)	Max working height (m)	Footprint (max setting) (m)	Overall width (without stabilisers) (m)	Overall width (with stab - max setting) (m)	Weight (kg)	Gencod
02274210	3/4	2.12	0.37	0.72	0.95	2.72	2.95	1.41	0.68	1.64	23.20	3178740247959
02274211	5/7	2.57	0.41	1.14	1.60	3.14	3.60	1.88	0.68	1.99	28	3178740247966

The platform is counted as a step.

All models comply with the EN 131-7 standard. The NF marking certifies the product's compliance with the NF P 93-353 standard (2-6-step models), the NF P 93-352 standard (7-step models), and the NF096 framework



RAPTORSCOPIC - STRAPS GUARDRAIL NEW

VERSATILE COMPACT PLATFORM



Scan for more info
Product sheet, instructions, photos, ...

Standard **PIRL NF P 93353 / PIR NF P 93352** | Decree **2004-924** | Guarantee (year) **5**

- 3-sided rigid guardrail with rear fall protection straps
- 80mm non-slip steps (fixed section) and 60mm non-slip steps (telescopic section)
- Detachable compartmentalised tool holder, can hold up to 25kg, with integrated hooks (max. 10kg)
- Telescopic surfaces allowing for level offsetting
- Intuitive and secure height adjustment system, adjustment every 23cm
- 500 x 400mm non-slip platform in bio-sourced wood
- Ergonomic workspace
- Retractable stabilisers with millimetric adjustment system
- Ø 100mm moving wheels (3/4 steps) Ø 175mm for 5/7 steps

+ **TELESCOPIC**

Guardrail deployment system



80mm steps (fixed section) and 60mm steps (telescopic section)



Guardrails with straps



Optional XL tray supporting



Anti-lift hook



Model presented: 02274200

A Aluminium
 R Regular
 F Flat/Uneven surface
 M Maximum load 150kg
 P Professional class
 R Recyclable up to 89%

Reference	Number of rungs / steps	Height of folded product (m)	Thickness of folded product (m)	Min platform height (m)	Max platform height (m)	Min working height (m)	Max working height (m)	Footprint (max setting) (m)	Overall width (without stabilisers) (m)	Overall width (with stab - max setting) (m)	Weight (kg)	Gencod
02274200	3/4	2.12	0.35	0.72	0.95	2.72	2.95	1.41	0.68	1.64	21.90	3178740247935
02274201	5/7	2.57	0.39	1.14	1.60	3.14	3.60	1.88	0.68	1.99	26.60	3178740247942
02274801	Universal tool holder										0.57	3178740250058
02274802	XL tray supporting										0.71	3178740250065

The platform is counted as a step.

The NF marking certifies the product's compliance with the NF P 93-353 standard (3-4-step models), the NF P 93-352 standard (5-7-step models), and the NF096 framework.

VELOCE - BRACES GUARDRAIL NEW

LIGHTWEIGHT AND MOBILE PLATFORM



Scan for more info

Product sheet, instructions, photos, ...

Standard **EN 131-7 / PIRL NF P 93353** | Decree **2004-924** | Guarantee (year) **5**

- 4-sided rigid guardrail with fall protection braces and semi-automatic closing mechanism
- Retractable wheels for quick and optimised mobility
- 80mm non-slip steps
- Detachable compartmentalised tool holder, can hold up to 25kg, with integrated hooks (max. 10kg)
- XL tray supporting up to 25kg
- 500 x 400mm non-slip platform in bio-sourced wood
- Ergonomic workspace
- Retractable stabilisers with millimetric adjustment system
- Ø 100mm moving wheels (3/4 steps) Ø 175mm for 5/7 steps

+ **MOVING WHEELS**

- Aluminium**
- Regular**
- Flat surface**
- Maximum load 150kg**
- Professional class**
- Recyclable up to 85%**

Referenece	Number of rungs / steps	Height of folded product (m)	Thickness of folded product (m)	Max platform height (m)	Max working height (m)	Footprint (max setting) (m)	Overall width (without stabilisers) (m)	Overall width (with stab - max setting) (m)	Weight (kg)	Gencod
02274162	2	1.84	0.30	0.48	2.48	0.94	0.68	0.68	17.50	3178740247881
02274163	3	2.07	0.30	0.70	2.70	1.09	0.68	1.46	21.40	3178740247898
02274164	4	2.33	0.30	0.94	2.94	1.26	0.68	1.46	22.70	3178740247904
02274165	5	2.58	0.30	1.17	3.17	1.41	0.68	1.60	24.30	3178740247911
02274166	6	2.83	0.30	1.40	3.40	1.57	0.68	1.79	25.60	3178740247928
02274167	7	3.08	0.33	1.63	3.63	1.76	0.68	2.15	27.80	3178740247119

The platform is counted as a step.
 All models comply with the EN 131-7 standard.
 The NF marking certifies the product's compliance with the NF P 93-353 standard and the NF096 framework [2-6-step models].

Guardrail with semi-automatically closing fall protection braces



500x400mm non-slip platform in eco-sourced wood



Robust one-piece joints



2 interchangeable, removable tool-holding shelves



Retractable wheels



Model presented: 02274164



VELOCE - STRAPS GUARDRAIL **NEW**

LIGHTWEIGHT AND MOBILE PLATFORM



Scan for more info
Product sheet, instructions, photos, ...

Standard **PIRL NF P 93353** | Decree **2004-924** | Garantie (year) **5**


- 3-sided rigid guardrail with rear fall protection straps
- Retractable wheels for quick and optimised mobility
- 80mm non-slip steps
- Detachable compartmentalised tool holder, can hold up to 25kg, with integrated hooks (max. 10kg)
- 500 x 400mm non-slip platform in bio-sourced wood
- Ergonomic workspace
- Retractable stabilisers with millimetric adjustment system
- Ø 100mm moving wheels (3/4 steps) Ø 175mm for 5/7 steps

MOVING WHEELS

Guardrail deployment system



80mm steps



Guardrails with straps



Optional XL tray supporting



Anti-lift hook




Model presented: 02274114

- Aluminium
- Regular
- Flat surface
- Maximum load 150kg
- Professional class
- Recyclable up to 87%

Reference	Number of rungs / steps	Height of folded product (m)	Thickness of folded product (m)	Max platform height (m)	Max working height (m)	Footprint (max setting) (m)	Overall width (without stabilisers) (m)	Overall width (with stab - max setting) (m)	Weight (kg)	Gencod
02274112	2	1.84	0.28	0.48	2.48	0.94	0.68	0.68	16.20	3178740247775
02274113	3	2.07	0.28	0.70	2.70	1.09	0.68	1.46	20.10	3178740247782
02274114	4	2.33	0.28	0.94	2.94	1.26	0.68	1.46	21.40	3178740247799
02274115	5	2.58	0.28	1.17	3.17	1.41	0.68	1.60	23.10	3178740247805
02274116	6	2.83	0.28	1.40	3.40	1.57	0.68	1.79	24.40	3178740247812
02274117	7	3.08	0.31	1.63	3.63	1.76	0.68	2.12	26.50	3178740247102
02274801	Universal tool holder								0.57	3178740250058
02274802	XL tray supporting								0.71	3178740250065

The platform is counted as a step.
The NF marking certifies the product's compliance with the NF P 93-353 standard and the NFO96 framework (2- to 6-step models).



MAINTENANCE PLATFORM

MAINTENANCE IN TOTAL SAFETY



Scan for more info

Product sheet, instructions, photos, ...

Decree **2004-924** | Guarantee (year) **5**

- Aluminium walkway for industrial maintenance professionals
- Ramps guarantee safety on the climbing sections
- Spacing between steps 217mm
- Aluminium toe boards and guardrails
- This model is much appreciated by CHSW for its reliability
- The rear section allows to get close to the work area
- The platform is designed for working above obstacles from 0.69m to 1.34m below flooring (depending on the product)

Aluminium
 Intensive
 Flat surface
 Maximum load 150kg
 Professional class

Reference	Number of rungs / steps	Max platform height (m)	Max working height (m)	Footprint (max setting) (m)	Overall width (with stab - max setting) (m)	Weight (kg)	Gencod
02378005	5	1.13	3.13	1.46	1.23	36	3178740027490
02378006	6	1.35	3.35	1.58	1.23	37	3178740027506
02378007	7	1.56	3.56	1.71	1.23	38	3178740027513
02378008	8	1.78	3.78	1.83	1.23	39	3178740027520


Delivered pre-fitted with instructions. The platform is counted as a step

⊗ Reference on request

820 x 580mm platform with integrated toe boards (height: 150mm)



Self-locking directional wheel



Safety gate with automatic return



Access ramps



Retractable moving wheels Ø 100mm



Model presented: 02378005



MOBILE WAREHOUSE PLATFORM

THE IDEAL SOLUTION FOR DEPOTS, SHELVING AND PALLET-RACKS



Scan for more info

Product sheet, instructions, photos, ...

Decree **2004-924** | Guarantee (year) **5**

- Possesses 3 wheels for moving (optional for 5 and 6-step models)
- Individually adjustable stabilisers for working against walls
- 600 x 480mm platform with integrated toe boards (height: 150mm)
- 2 access ramps and stabilisers
- Solid guardrail
- Extra wide 100mm steps
- Distance between steps: 217mm

2 access ramps



Front wheel locking system




Integrated tool holder



Automatic return safety gate



Moving wheels Ø 150mm



Model presented: 02271107


- Aluminium**
- Intensive**
- Flat surface**
- Maximum load 150kg**
- Professional class**

Reference	Number of rungs / steps	Max platform height (m)	Max working height (m)	Footprint (max setting) (m)	Overall width (without stabilisers) (m)	Overall width (with stab - max setting) (m)	Weight (kg)	Gencod
02271105	5	1.10	3.10	1.30	0.81	1.78	32	3178740027568
02271106	6	1.32	3.32	1.44	0.81	1.78	32.40	3178740027575
02271107	7	1.54	3.54	1.58	0.81	1.78	41	3178740027582
02271108	8	1.75	3.75	1.71	0.81	1.78	43.60	3178740027599
02271109	9	1.97	3.97	1.85	0.81	1.78	46	3178740027605
02271110	10	2.18	4.18	1.99	0.81	1.78	48.40	3178740027612
02271111	11	2.40	4.40	2.13	0.81	1.78	58	3178740027629
02271112	12	2.62	4.62	2.27	0.81	1.78	60	3178740027636
02271113	13	2.83	4.83	2.40	0.81	1.78	62	3178740027643
02271114	14	3.05	5.05	2.54	0.81	1.78	64	3178740027650
02271115	15	3.26	5.26	2.68	0.81	1.78	66	3178740027667

Delivered folded with assembly instructions.

The platform is counted as a step.

Retractable wheels supplied as standard as from 7-step models. Optional front wheels for 5 and 6-step models.



OUR SCAFFOLD TOWERS

X'TOWER

PAGE 26



Z'TOWER

PAGE 27



GENERIS 300

PAGE 37



NEOLIUM BOX

PAGE 30



PLATFORMS

SCAFFOLD TOWERS

STEPLADDERS










LADDERS

FIXED SCAFFOLDING

LADDER LIFTS

GUIDE TO SCAFFOLD TOWERS

UNIVERSAL

									
	FIRST 4	FIRST 5	SPEEDY 4	RUNNER	GOLIATH	JUNIOR 200 / 250	GENERIS 300	SPYDER	INSIDER
			+ EXTREMELY MOBILE	+ EXTREMELY MOBILE	+ ULTRA STURDY	+ SPECIALLY MADE FOR FINISHING	+ VERY COMPACT	+ WELDED Ø 50 MM ALUMINIUM UPRIGHTS	+ FOR CONFINED SPACES
Use	Moderate	Moderate	Regular	Regular	Ultra intensive	Intensive	Intensive	Intensive	Intensive
Material	Aluminium	Aluminium	Aluminium	Aluminium	Steel	Steel	Steel	Aluminium	Aluminium
Max working height	3.83m	4.43m	7.10m	7.60m	3.90m	7.80m / 9.30m	6.50m	7.80m	7.85m
Platform internal dimensions	1.45 x 0.50m	1.45 x 0.50m	1.47 x 0.57m	1.48 x 0.58m	1.10 x 0.60m	200: 1.89 x 0.51m 250: 2.39 x 0.63m	1.40 x 0.58m	1.81 x 0.61m	1.10 x 0.51m
Level offset		✓	✓	✓		✓	with optional kit ✓		✓
Adjustable wheels		✓				✓	✓	5.80 m platform model ✓	✓
Folding base			✓	✓					
Standard	NF E 85-200	NF E 85-200	EN 1004-1*	EN 1004-1			EN 1004-1	EN 1004-1*	
Label							 Ref. NF 096		
Page	36	36	34-35	Contact us	Contact us	Contact us	37	28	Contact us

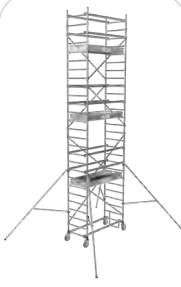

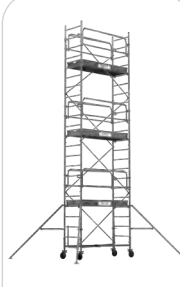






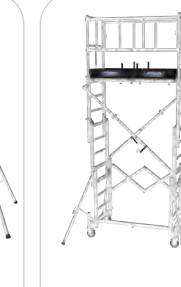





*only PLUS and PLUS 3T models

*except 0.75 m platform model

UNIVERSAL

TOWER

TELESCOPIC

UNIVERSAL	UNIVERSAL	UNIVERSAL	UNIVERSAL	UNIVERSAL	TOWER	TOWER	TOWER	TELESCOPIC	TELESCOPIC
									
CROSS 180 / 250	TOTEM 180 / 250 / 300	GENERIS 750 / 950	NEOLIUM EVO	NEOLIUM 200 / 250 / 300	TOWER GENERIS 450	TOWER GENERIS 900	NEOLIUM 400 / 600	Z'TOWER	X'TOWER
+ VERSATILE	+ ALL-OPTION MODELS	+ ULTRA-STABLE	+ SOLO ASSEMBLY	+ WELDED Ø 50MM ALUMINIUM UPRIGHTS	+ GREATER RESISTANCE AND STABILITY	+ ULTRA-WIDE WORK PLATFORM	+ LONG WORKING AREA	+ ASSEMBLY IN 2 MINUTES	+ ASSEMBLY IN 3 MINUTES
Intensive	Ultra intensive	Intensive	Ultra intensive	Ultra intensive	Intensive	Intensive	Ultra intensive	Intensive	Intensive
Aluminium	Aluminium	Steel	Aluminium	Aluminium	Steel	Steel	Aluminium	Aluminium	Aluminium
9.85m	9.85m	13.51m	6.20m	14.00m	18.30m	20.30m	14.00m	3.80m	4.80m
180: 1.70x0.65m 250: 2.40x0.65m	180: 1.70x0.65m 250: 2.40x0.65m 300: 2.90x0.65m	750: 1.90x0.65m 950: 2.90x0.65m	1.02x0.61m	200: 1.92x0.65m 250: 2.42x0.65m 300: 2.92x0.65m	2.90x1.46m	2.90x2.90m	400: 1.90x1.32m 600: 2.90x1.32m	1.30x0.55m	1.54x0.60m
✓	✓	with optional kit ✓	✓	✓	✓	✓	✓	✓	Level adjustment ✓
✓	✓	✓	✓	✓	✓	✓	✓	✓	✓
EN 1004-1	EN 1004-1	EN 1004-1	EN 1004-1	EN 1004-1			EN 1004-1	EN 1004-1	EN 1004-1
 Ref. NF 096	 Ref. NF 096	 Ref. NF 096	 Ref. NF 096*	 Ref. NF 096*					
Contact us	Contact us	38-39	29	30-32	Contact us	Contact us	33	27	26

*only BOX models

X'TOWER

IDEAL FOR XTREME WORKS



Scan for more info

Product sheet, instructions, photos, ...

ASSEMBLY IN 3 MINUTES

TELESCOPIC

Standard **EN 1004-1** | Decree **2004-924** | Guarantee (year) **2**

- Erected easily by just one person
 - Moving on 4 lockable wheels
 - Non-slip 1.54 x 0.60m platform and interior trapdoor
 - 2 models, working height 4m or 4.80m
 - Height adjustable every 25cm
 - Foldable toe boards integrated to the platform
 - Safe setting and unsetting
 - 2 foldable one-piece guardrails
 - 4 foldable and millimetric adjustable stabilisers
 - Option: Embarq Kit (20405100)
- It is strongly advised to facilitate the storage of the X'Tower in vehicles.

Platform (inside) **1.54 x 0.60m**
 Platform (outside) **1.54 x 0.60m**
 Trapdoor **0.61 x 0.54m**

- Aluminium
- Intensive
- Flat surface/Level adjustment
- Maximum load 200kg/m²
- Professional class
- Recyclable up to 85%

Reference	Number of platform	Overall height (m)	Overall length without stabilisers (m)	Overall width without stabilisers (m)	Overall length with stabilisers (m)	Overall width with stabilisers (- max setting) (m)	Height of folded product (m)	Width of folded product (m)	Length of folded product (m)	Min platform height (m)	Max platform height (m)	Min working height (m)	Max working height (m)	Weight (kg)	Barcode
22405520	1	3.10	1.77	0.98	2.23	1.81	1.34	0.82	0.98	1.30	2	3.30	4	62	3178740162009
22405530	1	3.84	1.67	0.98	2.13	1.80	1.41	0.92	0.92	1.30	2.80	3.30	4.80	72	3178740162016
20405100	Embarq kit loading aid														

Reinforced aluminium locking device with automatic return



Handle for adjustment and locking of the stabilisers



Toe board locking system



Optional Embarq kit



Wheels Ø 150m. Adjustable over 175mm in 12.5mm increments.



Model presented: 22405530



Z'TOWER

FOR Z'MOST VERSATILE WORKS



Scan for more info
Product sheet, instructions, photos, ...

- + ASSEMBLY IN 2 MINUTES
- + TELESCOPIC

Standard **EN 1004-1** | Decree **2004-924** | Guarantee (year) **2**

- One-piece design: no lost or forgotten parts on the construction site
- Quick and easy assembly in just 2 minutes
- Without screws or tools, by one person
- 7 possible height settings every 25cm: from 0.30m to 1.80m floor
- Excellent compactness: can be transported in a small van
- Retractable stabilisers for easy passage through doors
- Ultra mobile: 360° swivel anti-track wheels Ø 125mm
- Folded dimensions: 0.69x0.95x1.57m
- The Embarq kit is sold as an option (ref. 22407500). It is strongly advised to facilitate the storage of the Z'Tower in vehicles.

Platform (inside) **1.30 x 0.55m**
Platform (outside) **1.34 x 0.60m**

Retractable stabilisers



Folding base



Model presented: 22407420

- Aluminium
- Intensive
- Flat surface
- Maximum load 200kg/m²
- Professional class
- Recyclable up to 88%

Reference	Number of platform	Overall height (m)	Overall length without stabilisers (m)	Overall width without stabilisers (m)	Overall length with stabilisers (m)	Overall width with stabilisers (- max setting) (m)	Height of folded product (m)	Length of folded product (m)	Min platform height (m)	Max platform height (m)	Min working height (m)	Max working height (m)	Weight (kg)	Barcode
22407420	1	2.84	1.87	0.95	1.64	2.50	1.57	0.69	0.30	1.80	2.30	3.80	56	3178740241803
22407500	Embarq kit loading aid												271	3178740250041
09074000	Tool holder												0.2	8711563239692



PLATFORMS
SCAFFOLD TOWERS
STEPLADDERS
LADDERS
FIXED SCAFFOLDING
LADDER LIFTS

SPYDER

COMPACT ALUMINIUM FOLDING TOWER



Scan for more info

Product sheet, instructions, photos, ...

Standard **EN 1004-1** | Decree **2004-924** | Guarantee (year) **5**

WELDED Ø 50MM ALUMINIUM UPRIGHTS

- Welded aluminium structure
- Uprights and rungs Ø 50mm
- Modular design: can be extended to a working height of 7.80m
- Compact, perfect for indoor projects
- Foldable, easy to store and transport
- The 5.80m floor model has 200mm diameter adjustable wheels
- The lower models have 125mm diameter non-marking non-adjustable wheels

Platform (inside) **1.81 x 0.61m**
 Platform (outside) **1.99 x 0.66m**
 Trapdoor **0.76 x 0.55m**


Wood platform with removable wood toe boards



Non marking Ø 125mm wheels



Aluminium welded structure, Ø 50mm rungs and uprights



Optional tool-holder



Removable foldable base



Model presented: 02940004

Model presented: 02940001

- Aluminium
- Intensive
- Flat surface
- Maximum load 200kg/m²
- Professional class

Reference	Number of platform	Overall height (m)	Overall length without stabilisers (m)	Overall width without stabilisers (m)	Overall length with stabilisers (m)	Overall width with stabilisers (- max setting)(m)	Max platform height (m)	Max working height (m)	Weight (kg)	Barcode
02940001	1	1.84	2.10	0.75	4.20	4.60	0.75	2.75	41	3178740242022
02940002	1	2.91	2.10	0.75	4.20	4.60	1.80	3.80	68	3178740242039
02940004	2	4.87	2.10	0.75	4.20	4.60	3.80	5.80	112	3178740242046
02940005	3	6.93	2.20	0.77	4.20	4.60	5.80	7.80	172	3178740242053
02940101	Extension 1.80 to 3.80m								44	3178740242060
02940102	Extension 3.80 m to 5.80m								60	3178740242077
09074000	Tool holder								0.2	8711563239692

The 0.75m platform model is not in compliance with the standard EN 1004-1



NEOLIUM EVO **NEW**

TO BE AGILE ON YOUR SITES, EVEN ON YOUR OWN



Scan for more info

Product sheet, instructions, photos, ...

Standard **EN 1004-1** | Decree **2004-924** | Guarantee (year) **5**

SOLO ASSEMBLY

- Stable and sturdy structure: Ø 50mm welded aluminium uprights and rungs
- Small footprint: ideal for confined spaces
- Easy to store and transport (designed to transform into a 138 x 78 x 175cm mobile trolley)
- Safe, intuitive and easy assembly and disassembly by just 1 person
- Single-piece guardrail with quick-fit and strong jaws
- 61 x 102cm wooden platform and aluminium toe boards
- Ø 125mm wheels adjustable over 18cm

Platform (inside) **1.02 x 0.61m**
 Platform (outside) **1.20 x 0.61m**
 Trapdoor **0.56 x 0.55m**


Wood and aluminium toe board free floor



Easy set up handles for material hanging



Advanced guardrails



Optional tool-holder



Adjustable, up to 18cm, Ø 125mm breaking wheels



Model presented: 02976420

- Aluminium
- Intensive
- Flat surface/Level adjustment
- Maximum load 200kg/m²
- Professional class

Reference	Number of platform	Overall height (m)	Overall length with stabilisers (m)	Overall width without stabilisers (m)	Overall length with stabilisers (- max setting)(m)	Overall width with stabilisers (- max setting)(m)	Height of folded product (m)	Width of folded product (m)	Length of folded product (m)	Max platform height (m)	Max working height (m)	Weight (kg)	Barcode
02976220	1	3.34	1.38	0.78	3.50	2.69	1.75	0.78	1.38	2.20	4.20	73	3178740250157
02976420	2	5.33	1.38	0.78	3.50	2.69	1.75	0.78	1.38	4.20	6.20	112	3178740250164
09074000	Tool holder											0.2	8711563239692



NEOLIUM BOX

HIGH-PERFORMANCE WELDED ALUMINIUM



Standard **EN 1004-1** | Decree **2004-924** | Guarantee (year) **5**

WELDED Ø 50MM ALUMINIUM UPRIGHTS

- Platform container and single-piece cross-braced guardrail
- Ø 200mm wheels with high-power locking and millimetre adjustment every 12.5mm over a range of 175mm
- Single-piece platform with integrated 150mm aluminium toe boards
- Access cradle for greater safety
- Work with level offset

Scan for more info

Product sheet, instructions, photos, ...

NEOLIUM 200 BOX

Platform (inside) **1.92 x 0.65m**
 Platform (outside) **2.08 x 0.67m**
 Trapdoor **0.63 x 0.60m**



NEOLIUM 250 BOX

Platform (inside) **2.42 x 0.65m**
 Platform (outside) **2.58 x 0.67m**
 Trapdoor **0.63 x 0.60m**



NEOLIUM 300 BOX

Platform (inside) **2.92 x 0.65m**
 Platform (outside) **3.08 x 0.67m**
 Trapdoor **0.63 x 0.60m**



Aluminium



Ultra intensive



Flat/Unven surface



Maximum load 200kg/m²



Professional class

Welded aluminium scaffold tower, Ø 50mm uprights



Platform with integrated toe boards



Advanced guardrails



Optional tool-holder



Non-slip and swivelling stabilisers



Model presented: 02921504



NEOLIUM 200 BOX

Reference	Number of platform	Overall height (m)	Overall length without stabilisers (m)	Overall width without stabilisers (m)	Overall length with stabilisers (m)	Overall width with stabilisers (- max setting)(m)	Max platform height (m)	Max working height (m)	Weight (kg)	Barcode
02921502	1	3.13	2.26	0.92	4.66	3.42	2	4	108	3534740165813
02921504	2	5.13	2.26	0.92	4.66	3.42	4	6	158	3534740165820
02921506	3	7.13	2.26	0.92	4.66	3.42	6	8	209	3534740165837
02921508	4	9.13	2.26	0.92	5.90	4.71	8	10	277	3534740165844
02921510	5	11.13	2.26	0.92	5.90	4.71	10	12	327	3534740165851
02921512	6	13.13	2.26	0.92	5.90	4.71	12	14	379	3534740165868
09074000	Tool holder								0.2	8711563239692



Model presented: 02921504

NEOLIUM 250 BOX

Reference	Number of platform	Overall height (m)	Overall length without stabilisers (m)	Overall width without stabilisers (m)	Overall length with stabilisers (m)	Overall width with stabilisers (- max setting)(m)	Max platform height (m)	Max working height (m)	Weight (kg)	Barcode
02922502	1	3.13	2.76	0.92	5.16	3.42	2	4	115	3534740165875
02922504	2	5.13	2.76	0.92	5.16	3.42	4	6	171	3534740165882
02922506	3	7.13	2.76	0.92	5.16	3.42	6	8	227	3534740165899
02922508	4	9.13	2.76	0.92	6.40	4.71	8	10	300	3534740165905
02922510	5	11.13	2.76	0.92	6.40	4.71	10	12	355	3534740165912
02922512	6	13.13	2.76	0.92	6.40	4.71	12	14	417	3534740165929
09074000	Tool holder								0.2	8711563239692



Model presented: 02922504

NEOLIUM 300 BOX

Reference	Number of platform	Overall height (m)	Overall length without stabilisers (m)	Overall width without stabilisers (m)	Overall length with stabilisers (m)	Overall width with stabilisers (- max setting)(m)	Max platform height (m)	Max working height (m)	Weight (kg)	Barcode
02923502	1	3.13	3.26	0.92	5.66	3.42	2	4	122	3534740165936
02923504	2	5.13	3.26	0.92	5.66	3.42	4	6	183	3534740165943
02923506	3	7.13	3.26	0.92	5.66	3.42	6	8	245	3534740165950
02923508	4	9.13	3.26	0.92	6.90	4.71	8	10	322	3534740165967
02923510	5	11.13	3.26	0.92	6.90	4.71	10	12	384	3534740165974
02923512	6	13.13	3.26	0.92	6.90	4.71	12	14	445	3534740165981
09074000	Tool holder								0.2	8711563239692



Model presented: 02923506

NEOLIUM LINE

HIGH-PERFORMANCE WELDED ALUMINIUM



MADE IN FRANCE

Standard **EN 1004-1** | Decree **2004-924** | Guarantee (year) **5**

WELDED Ø 50MM ALUMINIUM UPRIGHTS

- R08-C Aluminium-Wood Comabi floor with aluminium toe boards and braces guardrails
- Wheels Ø 200mm with powerful locking system and millimetric adjustment system over 175mm
- 150mm aluminium removable toe boards with quick installation
- Access cradle for greater safety
- Work with level offset

Scan for more info

Product sheet, instructions, photos, ...

NEOLIUM 200 LINE

Platform (inside) **1.90 x 0.67m**
Platform (outside) **2.08 x 0.66m**
Trapdoor **0.63 x 0.60m**



NEOLIUM 250 LINE

Platform (inside) **2.40 x 0.67m**
Platform (outside) **2.58 x 0.66m**
Trapdoor **0.63 x 0.60m**



NEOLIUM 300 LINE

Platform (inside) **2.90 x 0.67m**
Platform (outside) **3.08 x 0.66m**
Trapdoor **0.63 x 0.60m**



NEOLIUM 400 LINE

Platform (inside) **1.90 x 1.32m**
Platform (outside) **2.08 x 1.32m**
Trapdoor **0.63 x 0.60m**



NEOLIUM 600 LINE

Platform (inside) **2.90 x 1.32m**
Platform (outside) **3.08 x 1.32m**
Trapdoor **0.63 x 0.60m**



Aluminium



Ultra intensive



Flat/Unven surface



Maximum load 200kg/m²



Professional class

Welded aluminium scaffold tower, Ø 50mm uprights



150mm aluminium removable toe boards with quick installation



Braces



Optional tool-holder



Non-slip and swivelling stabilisers



Model presented: 02921804



NEOLIUM 200 LINE

Reference	Number of platform	Overall height (m)	Overall length without stabilisers (m)	Overall width without stabilisers (m)	Overall length with stabilisers (m)	Overall width with stabilisers (- max setting)(m)	Max platform height (m)	Max working height (m)	Weight (kg)	Barcode
02921802	1	3.13	2.26	0.92	4.66	3.42	2	4	105	3534740165998
02921804	2	5.13	2.26	0.92	4.66	3.42	4	6	157	3534740166001
02921806	3	7.13	2.26	0.92	4.66	3.42	6	8	207	3534740166018
02921808	4	9.13	2.26	0.92	5.90	4.71	8	10	275	3534740166025
02921810	5	11.13	2.26	0.92	5.90	4.71	10	12	326	3534740166032
02921812	6	13.13	2.26	0.92	5.90	4.71	12	14	377	3534740166049
09074000	Tool holder								0.2	8711563239692



Model presented: 02921804

NEOLIUM 250 LINE

Reference	Number of platform	Overall height (m)	Overall length without stabilisers (m)	Overall width without stabilisers (m)	Overall length with stabilisers (m)	Overall width with stabilisers (- max setting)(m)	Max platform height (m)	Max working height (m)	Weight (kg)	Barcode
02922802	1	3.13	2.76	0.92	5.16	3.42	2	4	112	3534740166056
02922804	2	5.13	2.76	0.92	5.16	3.42	4	6	170	3534740166063
02922806	3	7.13	2.76	0.92	5.16	3.42	6	8	227	3534740166070
02922808	4	9.13	2.76	0.92	6.40	4.71	8	10	301	3534740166087
02922810	5	11.13	2.76	0.92	6.40	4.71	10	12	359	3534740166094
02922812	6	13.13	2.76	0.92	6.40	4.71	12	14	416	3534740166100
09074000	Tool holder								0.2	8711563239692



Model presented: 02922804

NEOLIUM 300 LINE

Reference	Number of platform	Overall height (m)	Overall length without stabilisers (m)	Overall width without stabilisers (m)	Overall length with stabilisers (m)	Overall width with stabilisers (- max setting)(m)	Max platform height (m)	Max working height (m)	Weight (kg)	Barcode
02923802	1	3.13	3.26	0.92	5.66	3.42	2	4	119	3534740166117
02923804	2	5.13	3.26	0.92	5.66	3.42	4	6	184	3534740166124
02923806	3	7.13	3.26	0.92	5.66	3.42	6	8	248	3534740166131
02923808	4	9.13	3.26	0.92	6.90	4.71	8	10	329	3534740166148
02923810	5	11.13	3.26	0.92	6.90	4.71	10	12	393	3534740166155
02923812	6	13.13	3.26	0.92	6.90	4.71	12	14	457	3534740166162
09074000	Tool holder								0.2	8711563239692



Model presented: 02923806

NEOLIUM 400 LINE

Reference	Number of platform	Overall height (m)	Overall length without stabilisers (m)	Overall width without stabilisers (m)	Overall length with stabilisers (m)	Overall width with stabilisers (- max setting)(m)	Max platform height (m)	Max working height (m)	Weight (kg)	Barcode
02924802	1	3.13	2.26	1.64	4.66	4.31	2	4	138	3534740166179
02924804	2	5.13	2.26	1.64	4.66	4.31	4	6	215	3534740166186
02924806	3	7.13	2.26	1.64	4.66	4.31	6	8	291	3534740166193
02924808	4	9.13	2.26	1.64	5.90	5.40	8	10	384	3534740166209
02924810	5	11.13	2.26	1.64	5.90	5.40	10	12	461	3534740166216
02924812	6	13.13	2.26	1.64	5.90	5.40	12	14	537	3534740166223
09074000	Tool holder								0.2	8711563239692



Model presented: 02924804

NEOLIUM 600 LINE

Reference	Number of platform	Overall height (m)	Overall length without stabilisers (m)	Overall width without stabilisers (m)	Overall length with stabilisers (m)	Overall width with stabilisers (- max setting)(m)	Max platform height (m)	Max working height (m)	Weight (kg)	Barcode
02926802	1	3.13	3.26	1.64	5.61	4.31	2	4	158	3534740166230
02926804	2	5.13	3.26	1.64	5.61	4.31	4	6	253	3534740166247
02926806	3	7.13	3.26	1.64	5.61	4.31	6	8	349	3534740166254
02926808	4	9.13	3.26	1.64	6.90	5.40	8	10	460	3534740166261
02926810	5	11.13	3.26	1.64	6.90	5.40	10	12	556	3534740166278
02926812	6	13.13	3.26	1.64	6.90	5.40	12	14	651	3534740166285
09074000	Tool holder								0.2	8711563239692



Model presented: 02926808

SPEEDY 4

THE ECONOMICAL ALUMINIUM FOLDING SCAFFOLD TOWER



Scan for more info

Product sheet, instructions, photos, ...

Platform (inside) **1.47 x 0.57m**
 Platform (outside) **1.47 x 0.60m**
 Trapdoor **0.60 x 0.51m**

Guarantee (year) **5**

EXTREMELY MOBILE

- The SPEEDY has a folding base for quick installation and easy storage
- Quick assembly without any tools
- The folding base can be removed for making level adjustments
- Ø125mm wheels with brakes
- Reinforced trays
- Easy installation with ergonomic tray hooks
- Goes through 93 cm wide doors

Easy installation with ergonomic platform hooks



Compact folding base: 1.75 x 0.83 x 0.23m




2 braces regardless of the height depending of the model



To work on offset surfaces



Castor wheels



Model presented: pack 1+2+3+4

Model presented: 02408941

- Aluminium
- Ultra intensive
- Flat/Unven surface
- Maximum load 200kg/m²
- Professional class
- Recyclable up to 95%

Description	Number of platform	Overall height (m)	Overall length without stabilisers (m)	Overall width without stabilisers (m)	Overall length with stabilisers (m)	Overall width with stabilisers (- max setting)(m)	Max platform height (m)	Max working height (m)	Weight (kg)
Pack1	1	1.75	1.75	0.88			0.85	2.85	26.5
Pack1+2	1	2.75	1.75	0.88			1.60	3.60	37
Pack1+2+3	1	4.75	1.75	0.88	3.70	4.40	3.35	5.35	66.5
Pack1+2+3+4	2	6.25	1.75	0.88	3.70	4.40	5.10	7.10	88

Reference	Description	Base ladder 02408230	Extension 1m 02408227	Extension 2 m 02408225	Folding base 02408231	Brace 02408204	Diagonal 20400041	Platform 02408232	Stabiliser 20400020	Wheel simple width Ø125 mm 20400004	Kit 4 toe boards 02408233	Weight (kg)	Barcode
02408941	Pack1	2			1		1	1		4		26.5	3178740235680
02408942	Pack2		2			3						10.5	3178740235697
02408943	Pack3			2		2	2		4		1	29.5	3178740235703
02408944	Pack4			2		2	4	1				21.5	3178740235710



SPEEDY 4 PLUS

PRACTICAL AND ECONOMICAL ALUMINIUM SCAFFOLDING



Scan for more info
Product sheet, instructions, photos, ...

Platform (inside) **1.47 x 0.57m**
Platform (outside) **1.47 x 0.60m**
Trapdoor **0.60 x 0.51m**

Standard **EN 1004-1** | Guarantee (year) **5**

EXTREMELY MOBILE

- Aluminium
- Ultra intensive
- Flat/Unven surface
- Maximum load 200kg/m²
- Professional class
- Recyclable up to 95%

Description	Number of platform	Overall height (m)	Overall length without stabilisers (m)	Overall width without stabilisers (m)	Overall length with stabilisers (m)	Overall width with stabilisers (- max setting)(m)	Max platform height (m)	Max working height (m)	Weight (kg)
Pack1	1	1.75	1.75	0.88	3.20	2.50	0.60	2.60	49.7
Pack1+2	1	2.75	1.75	0.88	3.20	2.50	1.60	3.60	58.2
Pack1+2+3	1	4.50	1.75	0.88	3.70	4.40	3.35	5.35	70
Pack1+2+3+4	2	6.25	1.75	0.88	3.70	4.40	5.10	7.10	97.5

Reference	Description	Base ladder 02408230	Extension 1m 02408227	Extension 2m 02408225	Folding base 02408231	Brace 02408204	Diagonal 20400041	Platform 02408232	Stabiliser 20400020	Wheel simple width Ø 125 mm 20400004	Kit 4 toe boards 02408233	Weight (kg)	Barcode
02408921	Pack1	2			1	4	1	1	4	4	1	49.7	3178740235130
02408922	Pack2		2			1						8.5	3178740235147
02408923	Pack3			2			2					11.8	3178740235154
02408924	Pack4			2		4	4	1				27.5	3178740235161



Model presented: pack 1+2+3

SPEEDY 4 PLUS 3T

THE COMPACT 3T FOLDING UNIT



Scan for more info
Product sheet, instructions, photos, ...

Platform (inside) **1.47 x 0.57m**
Platform (outside) **1.47 x 0.60m**
Trapdoor **0.60 x 0.51m**

Standard **EN 1004-1** | Complies with **3T assembly methods** | Guarantee (year) **5**

EXTREMELY MOBILE

- Aluminium
- Ultra intensive
- Flat/Unven surface
- Maximum load 200kg/m²
- Professional class
- Recyclable up to 95%

Description	Number of platform	Overall height (m)	Overall length without stabilisers (m)	Overall width without stabilisers (m)	Overall length with stabilisers (m)	Overall width with stabilisers (- max setting)(m)	Max platform height (m)	Max working height (m)	Weight (kg)
Pack1	1	1.75	1.75	0.88	3.20	2.50	0.60	2.60	51.4
Pack1+2	1	2.75	1.75	0.88	3.20	2.50	1.60	3.60	58.5
Pack1+2+3	2	4.50	1.75	0.88	3.70	4.40	3.35	5.35	84.7
Pack1+2+3+4	2	6.25	1.75	0.88	3.70	4.40	5.10	7.10	99.0

Reference	Description	Base ladder 02408230	Extension 1m 02408227	Extension 2m 02408225	Folding base 02408231	Brace 02408204	Diagonal 20400041	Platform 02408232	Stabiliser 20400020	Wheel simple width Ø 125 mm 20400004	Kit 4 toe boards 02408233	Weight (kg)	Barcode
02408931	Pack1	2			1	4	1	1	4	4	1	51.4	3178740235185
02408932	Pack2		2			1						7.1	3178740235192
02408933	Pack3			2			2					26.2	3178740235208
02408934	Pack4			2		4	4	1				14.3	3178740235215



Model presented: pack 1+2

FIRST 4

PRACTICAL AND ECONOMICAL ALUMINIUM SCAFFOLDING



Scan for more info

Product sheet, instructions, photos, ...

Platform (outside) **1.45 x 0.50m**
Trapdoor **0.54 x 0.46m**

Standard **NF E 85-200** | Guarantee (year) **2**

- First 4 is quick to set up
- No screws required
- Moving is easy with two directional wheels Ø100mm attached to one of the base units
- Platform locking
- 1/4 turn system for locking diagonals and cross-braces in position
- Offset base for increased stability

Aluminium **Moderate** **Flat/Uneven surface** **Maximum load 150kg/m²** **Household class** **Recyclable up to 92%**

Reference	Number of platform	Overall height (m)	Overall length without stabilisers (m)	Overall width without stabilisers (m)	Overall length with stabilisers (m)	Overall width with stabilisers (- max setting)(m)	Max platform height (m)	Max working height (m)	Weight (kg)	Barcode
02400904	1	2.91	1.71	0.65	1.71	1.21	1.84	3.84	21.50	3178740095093



Model presented: 02400904

FIRST 5

ALL THE NEEDED FEATURES



Scan for more info

Product sheet, instructions, photos, ...

Platform (outside) **1.45 x 0.50m**
Trapdoor **0.54 x 0.46m**

Standard **NF E 85-200** | Guarantee (year) **2**

- The FIRST 5 is characterised by its quick assembly and installation
- The movement is facilitated by 2 castors Ø100mm fixed on one of the 2 bases
- Locking of cross-braces with a quarter turn
- For work in level offset

Aluminium **Moderate** **Flat/Uneven surface** **Maximum load 150kg/m²** **Household class** **Recyclable up to 93%**

Reference	Number of platform	Overall height (m)	Overall length without stabilisers (m)	Overall width without stabilisers (m)	Overall length with stabilisers (m)	Overall width with stabilisers (- max setting)(m)	Max platform height (m)	Max working height (m)	Weight (kg)	Barcode
02400905	1	3.81	1.71	0.65	1.71	1.21	2.43	4.43	24.20	3178740095055



Model presented: 02400905

GENERIS 300
THE ALL-PURPOSE SCAFFOLD



Scan for more info
Product sheet, instructions, photos, ...

Standard **EN 1004-1** | Decree **2004-924** | Guarantee (year) **5** | In compliance with the circular **DRT 2005/08**

- Its dimensions enable work to be done in confined spaces
- This galvanized steel unit is a reference for its sturdiness and lifespan
- Additional kit for working on stairs
- Quickly fitted box platforms with integrated toe boards and transport handles
- Advanced guardrail (Assembly and disassembly in total safety)
- Wheel heights are adjusted in pre-set tubes outside the main structure
- 4 stabilisers guarantee stability in working position
- Adjustable wheel feet

Platform (inside) **1.40 x 0.58m**
Platform (outside) **1.57 x 0.60m**
Trapdoor **0.60 x 0.54m**

VERY COMPACT

Platform handles for an easy set up



Fits through doorways



Easy to set one-piece guardrails



Optional tool-holder



Up to 200mm every 25mm adjustable wheels



Model presented: 03010010

- Steel**
- Intensive**
- Flat/Uneven surface with optional kit**
- Maximum load 200kg/m²**
- Professional class**

Reference	Number of platform	Overall height (m)	Overall length without stabilisers (m)	Overall width without stabilisers (m)	Overall length with stabilisers (m)	Overall width with stabilisers (-max setting)(m)	Max platform height (m)	Max working height (m)	Weight (kg)	Barcode
03010010	1	4	1.70	0.68	3.25	2.40	3	5	103	3534740126968
03010012	2	5.50	1.70	0.68	3.25	2.40	4.50	6.50	150.40	3534740136349
03010905	Complete 1.50m extension assembly access								45.50	3534740136356
03010903	Additional stairway kit								8.80	3534740100326
09074000	Tool holder								0.2	8711563239692

⊗ Rerence on demand



GENERIS 750

MULTI-FUNCTIONAL STEEL SCAFFOLD FOR INDOOR AND OUTDOOR USE



Scan for more info
Product sheet, instructions, photos, ...

Standard **EN 1004-1** | Decree **2004-924** | Guarantee (year) **5** | In compliance with the circular **DRT 2005/08**

- Assembly of rails and trays by one person in total safety
- Optional staircase kit and wheel adjustment to compensate for any unevenness
- Craning possible with the optional kit
- Optimised storage in the Generis rack
- One-piece folding cross base for easy set-up by just one person
- Tray floors with integrated toe boards and grip handles for easy installation
- The diameter of the wheels (250mm) makes this product suitable for congested work sites

Platform (inside) **1.90 x 0.65m**
Platform (outside) **2.07 x 0.67m**
Trapdoor **0.60 x 0.62m**



Storage rack up to 5.80m floor height (Generis 750) and 6.00m floor height (Generis 950). For higher models, an additional rack is required. Stackable racks (max. 3).

THE STRENGTH OF STEEL

Access cradle for higher safety



Foldable cross base. Easy to transport and stock.



Craneable up to 600kg with optional grab bars



Optional tool-holder



Ø250 mm adjustable wheels



Model presented: 03012021

- Steel**
- Intensive**
- Flat/Uneven surface with optional kit**
- Maximum load 200kg/m²**
- Professional class**

Reference	Number of platform	Overall height (m)	Overall length without stabilisers (m)	Overall width without stabilisers (m)	Overall length with stabilisers (m)	Overall width with stabilisers (- max setting)(m)	Max platform height (m)	Max working height (m)	Weight (kg)	Barcode
03012020	1	4.09	2.31	1.06	4.28	3.04	2.80	4.80	179	3534740174723
03012021	3	7.09	2.31	1.06	4.28	3	5.80	7.80	293	3534740174730
03012022	4	10.09	2.31	1.06	5.20	3.95	8.80	10.80	430	3534740174747
03012023	5	12.64	2.31	1.06	6.80	5.55	11.49	13.49	571	3534740174754
03012024	Extension 3.00m (ladders only)								50	3534740174761
03012025	Floor and guardrail pack								37	3534740174778
03012009	Additional stairway kit								15	3534740111704
04099061	Storage rack								60.8	3534740134901
03013910	Lifting kit								28.0	3534740149172
09074000	Tool holder								0.2	3178740243845

⊗ Reference on demand



GENERIS 950

THE HIGH COMFORT STEEL MOBILE SCAFFOLD



Scan for more info
Product sheet, instructions, photos, ...

Standard **EN 1004-1** | Decree **2004-924** | Guarantee (year) **5** | In compliance with the circular **DRT 2005/08**

- Safe assembly of rails and trays by just one person
- Optional stair kit
- Craning possible with the optional kit except for the 11.5m platform model
- Optimised storage in the Generis rack
- One-piece folding cross base for easy set-up by just one person
- Tray floors with integrated toe boards and grip handles for easy installation
- The diameter of the wheels (250mm) makes this product suitable for congested work sites

Platform (inside) **2.90 x 0.65m**
Platform (outside) **3.07 x 0.67m**
Trapdoor **0.60 x 0.62m**



Storage rack up to 5.80m floor height (Generis 750) and 6.00m floor height (Generis 950). For higher models, an additional rack is required. Stackable racks (max. 3).

ULTRA-STABLE

Access cradle for higher safety



Foldable cross base. Easy to transport and stock.



Craneable up to 600kg with optional grab bars



Optional tool-holder



Ø250 mm adjustable wheels



Model presented: 03016011

Steel **Intensive** **Flat/Uneven surface with optional kit** **Maximum load 200kg/m²** **Professional class**

Reference	Number of platform	Overall height (m)	Overall length without stabilisers (m)	Overall width without stabilisers (m)	Overall length with stabilisers (m)	Overall width with stabilisers (- max setting)(m)	Max platform height (m)	Max working height (m)	Weight (kg)	Barcode
03016010	1	4.12	3.36	1.10	5.28	3	2.82	4.82	207	3534740174785
03016011	3	7.12	3.36	1.10	6.20	3.50	6	8	398	3534740174792
03016012	4	10.12	3.36	1.10	6.20	3.95	9	11	508	3534740174808
03016013	5	12.67	3.36	1.10	7.80	5.55	11.51	13.51	670	3534740174815
03016014	Extension 3.00m (ladders only)								55	3534740174822
03016015	Floor and guardrail pack								50	3534740174839
03016006	Additional stairway kit								20	3534740127156
04099061	Storage rack								60.8	3534740134901
03013910	Lifting kit								28.0	3534740149172
09074000	Tool holder								0.2	3178740243845

☉ Reference on demand



OUR STEPLADDERS

PROBAT

PAGE 45



MAGNUM 3

PAGE 44



MODUL
PAGE 52



MP PRO
PAGE 46



PLATFORMS

SCAFFOLD TOWERS

STEPLADDERS












LADDERS

FIXED SCAFFOLDING

LADDER LIFTS

GUIDE TO STEPLADDERS

UNIVERSAL

						
	ECO	MAXIBAT	KOLOS	MP PRO	PROBAT	MAGNUM 3
		+ A MUST FOR BUILDING SITES	+ EXTRA-WIDE STEPS	+ THE BEST-SELLER	+ THE MOST RESISTANT	+ EASY TO MOVE
Use	Regular	Intensive	Ultra intensive	Ultra intensive	Ultra intensive	Ultra intensive
Material	Mixed aluminium/steel	Aluminium	Painted aluminium	Anodised aluminium	Aluminium	Aluminium
Max. access height	2.98m	4.28m	4.28m	4.64m	4.37m	4.13m
Standard	EN 131	EN 131	EN 131	EN 131	EN 131	EN 131
Label		 Ref. NF 93	 Ref. NF 93 except 9 and 10 step models	 Ref. NF 93	 Ref. NF 93	 Ref. NF 93
Class	Household	Professional	Professional	Professional	Professional	Professional
Page	Contact us	48	47	46	45	44

SPECIAL PURPOSES

ELECTRICITY	LOW HEIGHT	LOW HEIGHT	INDUSTRY	INDUSTRY	INDUSTRY	INDUSTRY	INDUSTRY	INDUSTRY
								
COMPACT FIBREGLASS + INSULATED	PLATINIUM DOUBLE-SIDED FOR WORKSITE	COBRA	STEFIUM	MODUL + SEVERAL OPTIONS	PODIUM + HIGH COMFORT PLATFORM	COMFORT FIXED GUARDRAIL	COMFORT FOLDING + ULTRA LIGHTWEIGHT AND COMPACT	COMFORT FOLDING XL + WIDE PLATFORM
Intensive	Intensive	Regular	Intensive	Intensive	Intensive	Intensive	Intensive	Intensive
Mixed aluminium/fibreglass	Anodised aluminium	Aluminium	Aluminium	Aluminium	Aluminium	Aluminium	Aluminium	Aluminium
3.61m	2.88m	2.50m	2.59m	3.00m	2.98m	2.70m	2.94m	2.70m
EN 131 / EN 50528*	EN 131		EN 14183	EN 14183	EN 14183	EN 14183	EN 14183	EN 14183
 Ref. NF 93								
Professional	Professional	Household	Professional	Professional	Professional	Professional	Professional	Professional
49	50	50	51	52	53	Contact us	Contact us	51

*Test in compliance with EN 50528

MAGNUM 3

THE ENHANCED SAFETY STEPLADDER




Scan for more info
Product sheet, instructions, photos, ...

Standard **EN 131** | Decree **96 333** | Guarantee (year) **5**

EASY TO MOVE

- Highly robust \varnothing 50mm round tubing on front and rear sections
- Extra-strong aluminium folding platform
- Wide platform 390 x 382mm
- Wide non-slip checker plate 100mm steps
- Access ramps to guarantee safety when climbing up or down
- End parts are made from anti-rotation cast aluminium parts (Patent No. 9906091)
- High safety covering footpads
- Large space under the foot rest: 770mm
- The rollers on the strut end make it easier to move the product when folded

Guardrail locking system



Covering footpads, uprights \varnothing 50mm



Aluminium tool-tray with integrated bucket hook



100mm steps with anti-rotation moulded aluminium end cap



Castor wheels \varnothing 100mm



Model presented: 02376505

- Aluminium
- Ultra intensive
- Flat surface
- Maximum load 150kg
- Professional class
- Recyclable up to 86%

Reference	Number of rungs / steps	Height of folded product (m)	Max platform height (m)	Max access height (m)	Footprint (max setting) (m)	Overall width (without stabilisers) (m)	Upright cross-section (mm)	Weight (kg)	Barcode
02376504	4	2.13	0.95	2.95	0.98	0.69	50	15	3178740215200
02376505	5	2.38	1.20	3.20	1.14	0.72	50	16.60	3178740215217
02376506	6	2.63	1.42	3.42	1.30	0.75	50	18.30	3178740215224
02376507	7	2.88	1.66	3.66	1.46	0.78	50	20	3178740215231
02376508	8	3.13	1.90	3.90	1.62	0.81	50	22	3178740215248
02376509	9	3.38	2.13	4.13	1.78	0.84	50	23.70	3178740215255

The footrest is counted as a step. 2 safety straps for 02376508 to 02376509.



PROBAT

THE OVERSIZED ALUMINIUM STEPLADDER



Scan for more info
Product sheet, instructions, photos, ...

Standard **EN 131** | Decree **96 333** | Guarantee (year) **5**

+ THE MOST RESISTANT

- Highly robust \varnothing 50mm round tubing on front and rear sections
- Extra-strong aluminium folding platform (patented system)
- 390 x 382mm wide platform
- High comfort steps 100mm wide
- Large space under the foot rest: 770mm

390 x 382mm wide platform



Covering footpads, uprights \varnothing 50mm



Aluminium tool-tray with integrated bucket hook



Patented folding system N° 9906864



100mm steps with anti-rotation moulded aluminium end cap



Model presented: 02376005

- Aluminium
- Ultra intensive
- Flat surface
- Maximum load 150kg
- Professional class
- Recyclable up to 86%

Reference	Number of rungs / steps	Height of folded product (m)	Thickness of folded product (m)	Max platform height (m)	Max access height (m)	Footprint (max setting) (m)	Overall width (without stabilisers) (m)	Upright cross-section (mm)	Weight (kg)	Barcode
02376004	4	1.91	0.32	0.95	2.95	0.98	0.69	50	10.80	3178740025380
02376005	5	2.16	0.32	1.20	3.20	1.14	0.72	50	12.40	3178740025397
02376006	6	2.41	0.32	1.42	3.42	1.30	0.75	50	14.50	3178740025403
02376007	7	2.66	0.32	1.66	3.66	1.46	0.78	50	15.50	3178740025410
02376008	8	2.91	0.32	1.90	3.90	1.62	0.81	50	17	3178740025427
02376009	9	3.16	0.32	2.13	4.13	1.78	0.84	50	19.60	3178740025434
02376010	10	3.41	0.32	2.37	4.37	1.94	0.87	50	21.50	3178740025441

The platform is considered as a step. 2 safety straps from 8 steps model.



MP PRO

THE EUROPEAN REFERENCE FOR PROFESSIONALS



Scan for more info
Product sheet, instructions, photos, ...

Standard **EN 131** | Decree **96 333** | Guarantee (year) **5**

THE BEST-SELLER

- Anodised finish, very smooth for working clean-handed
- 280 x 250mm non-slip platform reinforced
- Anti-rotation system, rigid step/upright connections
- Aluminium joints mounted on polyamide parts (no risk of seizing)
- Flared base for increased stability
- Steps 90mm wide
- High safety covering footpads
- Large space under the foot rest: 656mm

Optional ramp kit




Optional self-locking retractable wheels for (3 to 5 steps models)




Tool holder for drill, power screw-driver and screw compartment with lid and hook



Anodised aluminium uprights



Steps 90mm wide



Model presented: 02370006

- Anodised aluminium
- Ultra intensive
- Flat surface
- Maximum load 150kg
- Professional class
- Recyclable up to 84%

Reference	Number of rungs / steps	Height of folded product (m)	Thickness of folded product (m)	Overall height (m)	Max platform height (m)	Max access height (m)	Footprint (max setting) (m)	Overall width (without stabilisers) (m)	Weight (kg)	Barcode
02370003	3	1.48	0.15	1.32	0.66	2.66	0.79	0.49	4.80	3178740001681
02370004	4	1.73	0.16	1.54	0.88	2.88	0.95	0.52	6.40	3178740001421
02370005	5	1.97	0.16	1.75	1.10	3.10	1.10	0.58	7.50	3178740001063
02370006	6	2.21	0.16	1.97	1.32	3.32	1.25	0.62	8.70	3178740004583
02370007	7	2.46	0.16	2.19	1.54	3.54	1.41	0.66	10.30	3178740002015
02370008	8	2.70	0.16	2.41	1.76	3.76	1.56	0.70	11.60	3178740000400
02370009	9	2.94	0.16	2.64	1.98	3.98	1.71	0.74	13.40	3178740002794
02370010	10	3.18	0.16	2.85	2.20	4.20	1.87	0.80	17.20	3178740000882
02370011	11	3.43	0.16	3.08	2.42	4.42	2.02	0.84	18.90	3178740003197
02370012	12	3.67	0.16	3.29	2.64	4.64	2.18	0.88	20.60	3178740002466
09020003	Ramp 3 and 4 step								1.00	3178740004507
09020005	Ramp 5 and 6 step								1.00	3178740002985
09020007	Ramp 7 and 8 step								1.00	3178740000691
09020009	Ramp 9 step								1.00	3178740003531
09019000	Self-locking retractable castor wheels from 3 to 5-step models								0.76	3178740011932

The footrest is counted as a step. 2 safety straps for 023700010 to 02370012. Strap replacement can only be done at the factory. The wheel option is only available for references 02370005 and 02370009. The 11 and 12 step models are equipped with ramps. Ramps are available as an option for models with 3 to 9 steps.



KOLOS

THE ULTRA COMFORTABLE STEPLADDER



Scan for more info
Product sheet, instructions, photos, ...

Standard **EN 131** | Decree **96 333** | Guarantee (year) **5**


+ EXTRA-WIDE STEPS

- Crimped, non-slip steps in extruded aluminium, 110mm wide
- Moulded and ribbed, high-resistance single-piece composite hinges
- Tool holder with integrated lock
- Wide 280 x 250mm platform
- Covering non-slip footpads with wear indicator
- Epoxy painted uprights

Optional ramp kit



Steps 110mm wide



Tool holder with integrated lid



Highly resistant connections to uprights/rungs



Full-covering, non-slip footpads




Model presented: 02375815

- Painted aluminium
- Ultra intensive
- Flat surface
- Maximum load 150kg
- Professional class
- Recyclable up to 94%

Reference	Number of rungs / steps	Height of folded product (m)	Thickness of folded product (m)	Max platform height (m)	Max access height (m)	Footprint (max setting) (m)	Overall width (without stabilisers) (m)	Weight (kg)	Barcode
02375813	3	1.44	0.13	0.66	2.66	0.75	0.43	4.80	3178740203016
02375814	4	1.69	0.13	0.89	2.89	0.91	0.46	5.80	3178740203023
02375815	5	1.94	0.13	1.12	3.12	1.06	0.48	6.80	3178740203030
02375816	6	2.19	0.13	1.36	3.36	1.22	0.51	7.80	3178740203047
02375817	7	2.44	0.13	1.59	3.59	1.37	0.54	9	3178740203054
02375818	8	2.68	0.13	1.82	3.82	1.52	0.56	10.10	3178740203061
02375819	9	2.94	0.14	2.05	4.05	1.67	0.59	11.50	3178740243197
02375820	10	3.19	0.14	2.28	4.28	1.82	0.62	12.60	3178740243203
02376450	Ramp kit							0.60	3178740160753

The platform is considered as a step. 7 / 8-step models are equipped with straps. The 9 and 10-step models do not have the NF label. The rear support for the 9 and 10 steps is reinforced with a cross brace.

Reference on demand



MAXIBAT

THE RIGHT CHOICE FOR PROFESSIONALS



Scan for more info
Product sheet, instructions, photos, ...

Standard **EN 131** | Decree **96 333** | Guarantee (year) **5**

A MUST FOR BUILDING SITES

- Moulded and ribbed, high-resistance single-piece composite hinges
- Heavy-duty platform made of cast aluminium
- Crimped step/upright connections (very reliable and highly-resistant)
- 280 x 250mm painted platform

Optional ramp kit



Grooved steps 80mm anti-slip, crimped on the uprights



Tool holder with drill and screws compartment



Bucket hook Max. weight 10kg



Non-slip covering footpads



Model presented: 02375105

- Aluminium
- Intensive
- Flat surface
- Maximum load 150kg
- Professional class
- Recyclable up to 90%

Reference	Number of rungs / steps	Height of folded product (m)	Thickness of folded product (m)	Max platform height (m)	Max access height (m)	Footprint (max setting) (m)	Overall width (without stabilisers) (m)	Weight (kg)	Barcode
02375103	3	1.44	0.13	0.66	2.66	0.75	0.43	4.40	3178740048259
02375104	4	1.69	0.13	0.89	2.89	0.90	0.46	5.10	3178740048266
02375105	5	1.94	0.13	0.11	2.11	1.06	0.48	5.90	3178740048273
02375106	6	2.19	0.13	1.36	3.36	1.22	0.51	6.80	3178740048280
02375107	7	2.44	0.13	1.59	3.59	1.37	0.54	7.50	3178740048297
02375108	8	2.68	0.13	1.82	3.82	1.52	0.56	8.30	3178740048303
02375109	9	2.93	0.13	2.05	4.05	1.68	0.59	9.20	3178740048310
02375110	10	3.18	0.13	2.28	4.28	1.88	0.61	10.10	3178740048327
02376450	Ramp kit							0.60	3178740160753

2 safety straps from 7 to 10 steps. The footrest is considered as a step.
The rear stand of the 9 and 10 step models is reinforced with a cross-piece.
 Reference on demand



COMPACT FIBREGLOSS

THE BEST FOR PROFESSIONALS WITH INSULATION PROTECTION



Scan for more info
Product sheet, instructions, photos, ...

Standard **EN 131** / Electrical test in compliance with **EN 50528** | Decree **96 333** | Guarantee (year) **2**

INSULATED

- Anti-seize joints
- Rear stand wider than the climbing section for increased stability
- With the fibreglass uprights, work can be done in total safety without any risk of electric
- Tool holder with drill and screw compartment
- Square crimped connection without screws or rivets
- Covering non-slip footpads with cut sides



Tool-holder with drill, screws compartment and bucket hook



Wrap-around non-slip footpads with cut-off corners



Model presented: 04472005

- Mix aluminium/fibreglass
- Intensive
- Flat surface
- Maximum load 150kg
- Professional class

Reference	Number of rungs / steps	Height of folded product (m)	Thickness of folded product (m)	Max platform height (m)	Max access height (m)	Footprint (max setting) (m)	Overall width (without stabilisers) (m)	Weight (kg)	Barcode
04472003	3	1.45	0.09	0.69	2.69	0.75	0.44	5.90	3178740027759
04472004	4	1.70	0.09	0.92	2.92	0.91	0.44	6.90	3178740027766
04472005	5	1.95	0.09	1.15	3.15	1.10	0.46	8	3178740027773
04472006	6	2.20	0.09	1.38	3.38	1.25	0.49	9.40	3178740027780
04472007	7	2.45	0.09	1.61	3.61	1.40	0.51	11	3178740027797

04472006 and 04472007 with 2 straps. The footrest is counted as a step.

COBRA

THE MULTI-PURPOSE BENCH



Scan for more info

Product sheet, instructions, photos, ...

Guarantee (year) **2**

- Bench equipped with rough-surface non-slip strips with carbon-sprayed
- Angled and ribbed non-slip footpads
- Ribbed non-slip 80mm steps
- 965 x 300mm platform
- Foldable model with locking system for storage

Aluminium **Regular** **Flat surface** **Maximum load 150kg** **Household class**

Reference	Number of rungs / steps	Height of folded product (m)	Thickness of folded product (m)	Max platform height (m)	Max access height (m)	Footprint (max setting) (m)	Overall width (without stabilisers) (m)	Weight (kg)	Barcode
02374350	2	0.97	0.30	0.49	2.50	1.28	0.38	7.80	3178740162191

The footrest is counted as a step.



Model presented: 02374350



DOUBLE-SIDED FOR WORKSITE

THE ANODISED DOUBLE LADDER



MADE IN FRANCE



Scan for more info

Product sheet, instructions, photos, ...

Standard **EN 131** | Decree **96 333** | Guarantee (year) **5**

- High comfort 90mm steps
- 350 x 220mm platform
- Patented anti-rotation system, rigid step/upright connections
- Anodised uprights for working clean-handed
- Interchangeable non-slip high-security covering footpads
- Anti-folding aluminium compass

Anodised aluminium **Intensive** **Flat surface** **Maximum load 150kg** **Professional class** **Recyclable up to 78%**

Reference	Number of rungs / steps	Height of folded product (m)	Thickness of folded product (m)	Overall height (m)	Max platform height (m)	Max access height (m)	Footprint (max setting) (m)	Overall width (without stabilisers) (m)	Weight (kg)	Barcode
02374103	3	0.75	0.21	0.67	0.67	2.67	0.80	0.49	4.40	3178740033828
02374104	4	1.02	0.21	0.89	0.88	2.88	1	0.89	5.80	3178740033835

The footrest is counted as a step.

Non-slip covering footpads



High comfort 90mm steps



Model presented: 02374103



STEPIUM

LIGHT AND COMPACT



Scan for more info
Product sheet, instructions, photos, ...

Non-slip ribbed footpads



Model presented: 02374722



Standard **EN 14183** | Decree **96 333** | Guarantee (year) **2**

- High comfort steps: 200mm
- Light and compact
- Easy and quick to assemble
- Delivered in a box (self-assembly with assembly instructions included)

Aluminium
Intensive
Flat surface
Maximum load 150kg
Professional class
Recyclable up to 93%

Reference	Number of rungs / steps	Overall height (m)	Max platform height (m)	Max access height (m)	Footprint (max setting) (m)	Overall width (without stabilisers) (m)	Weight (kg)	Barcode
02374722	2	0.39	0.39	2.39	0.54	0.63	3.40	3178740222161
02374723	3	0.59	0.59	2.59	0.70	0.63	5.10	3178740222178

The footrest is counted as a step.

COMFORT FOLDING XL

THE COMPANION FOR CONSTRUCTION PROFESSIONALS



Scan for more info
Product sheet, instructions, photos, ...

Standard **EN 14183** | Decree **96 333** | Guarantee (year) **5** **WIDE PLATFORM**

- Foldable guardrail (600mm in height)
- Comfortable non-slip platform 400 x 400mm
- Very comfortable, grooved, non-slip steps 200mm wide
- Ultra-wide articulated non-slip footpads 100 x 55mm
- Folded width 26cm

Aluminium
Intensive
Flat surface
Maximum load 150kg
Professional class
Recyclable up to 89%

Reference	Number of rungs / steps	Height of folded product (m)	Thickness of folded product (m)	Overall height (m)	Max platform height (m)	Max access height (m)	Footprint (max setting) (m)	Overall width (without stabilisers) (m)	Weight (kg)	Barcode
02374603	3	1.28	0.26	1.28	0.70	2.70	1.09	0.51	9.20	3178740074319
02374599	2 wheels assembly Ø100mm								0.60	3178740074326
02379499	Fabric tool holder								0.50	3178740160487

The footrest is counted as a step. Delivered film-wrapped.

⊗ Reference on demand

Optional 2 wheels Ø100mm kit



Optional tool holder to be fixed on the guardrail



Locking of the guardrail



Model presented: 02374603

MODUL

TAILOR-MADE COMFORT



Scan for more info

Product sheet, instructions, photos, ...

Standard **EN 14183** | Decree **96 333** | Guarantee (year) **5**

+ SEVERAL OPTIONS

- A complete range: 5 access heights with ribbed aluminium steps
- Backup stepladders very often used in industry
- Platform 560 x 400mm and steps 200mm wide offering high comfort
- The steps can be replaced
- Ramps as standard or on option can be used to increase the antifall safety (from 3-step model)
- This product is designed for an access not a working at height solution

Optional retractable castor wheels



Model presented: 02379853

Optional ramp kit from 3-step model



Model presented: 02379833

- Aluminium
- Intensive
- Flat surface
- Maximum load 150kg
- Professional class
- Recyclable up to 94%

Reference	Number of rungs / steps	Overall height (m)	Max platform height (m)	Max access height (m)	Footprint (max setting) (m)	Overall width (without stabilisers) (m)	Weight (kg)	Barcode
02379831	1	0.20	0.20	2.20	0.40	0.52	2.60	3178740152680
02379832	2	0.40	0.40	2.40	0.64	0.67	4.20	3178740152697
02379833	3	0.60	0.60	2.60	0.86	0.67	5.90	3178740152703
02379834	4	0.80	0.80	2.80	1.07	0.67	7.70	3178740152710
02379835	5	1.00	1.00	3.00	1.28	0.67	9.80	3178740152727
02379813	Retractable castor wheels						1.50	3178740152765
02379814	Rampkit						1.30	3178740152772

The footrest is counted as a step.

PODIUM
KING-SIZE COMFORT



Scan for more info
Product sheet, instructions, photos, ...

Standard **EN 14183** | Decree **96 333** | Guarantee (year) **5**

HIGH COMFORT PLATFORM

- Extra-wide 200mm grooved steps
- Very comfortable to use thanks to its 600 x 600mm platform
- Cannot be fitted with front guardrail alone; must be fitted with side guardrail

Aluminium
 Intensive
 Flat surface
 Maximum load 150kg
 Professional class
 Recyclable up to 94%

Reference	Number of rungs / steps	Overall height (m)	Max platform height (m)	Max access height (m)	Footprint (max setting) (m)	Overall width (without stabilisers) (m)	Weight (kg)	Barcode
02374202	2	0.49	0.49	2.49	0.92	0.72	7.20	3178740039776
02374203	3	0.74	0.74	2.74	1.09	0.72	10	3178740039738
02374204	4	0.98	0.98	2.98	1.25	0.72	12.30	3178740039745
02374208	Side guardrail						3	3178740153045
02374209	Frontal guardrail						3.30	3178740153052
02374599	2 wheels assembly Ø 100mm						0.60	3178740074326
02379499	Fabric tool holder						0.50	3178740160487

The footrest is counted as a step. Products delivered without guardrails.
 ☉ Reference on demand

Tool holder to be fixed on the guardrail optional



Model presented: 02374203 with 2 side guardrails and 1 frontal guardrail

Optional 2 wheels Ø 100mm kit



Model presented: 02374203

OUR LADDERS

PLATINIUM 3-SECTION COMBINATION

PAGE 61



EVOKLIP

PAGE 77




TRUCK ACCESS LADDER

PAGE 78



EXCAVATION LADDER

PAGE 80



PLATFORMS

SCAFFOLD TOWERS

STEPLADDERS

LADDERS




FIXED SCAFFOLDING

LADDER LIFTS











GUIDE TO UNIVERSAL LADDERS

ARTICULATED AND TELESCOPIC




SINGLE

	ARTIPLI	MULTISCOPIC	FLEX'UP	FLEX'UP + <small>+ 4 ADJUSTABLE FEET</small>	X-TENSO 2	STARLINE SINGLE	PRONOR SINGLE	PLATINIUM SINGLE	PLATINIUM SINGLE FLARED BASE
Use	Intensive	Intensive	Ultra intensive	Ultra intensive	Intensive	Moderate	Intensive	Ultra intensive	Ultra intensive
Material	Mixed aluminium/steel	Aluminium	Aluminium	Aluminium	Aluminium	Aluminium	Aluminium	Aluminium	Aluminium
Max. access height	4.20m	5.64m	6.06m	4.98m	5.30m	4.87m	6.12m	7.82m	5.81m
Level offset		✓	✓	✓					
Standard	EN 131-4	EN 131-4	EN 131-4	EN 131-4	EN 131-6	EN 131	EN 131	EN 131	EN 131
Label						 Ref. NF 93	 Ref. NF 93	 Ref. NF 93	
Class	Professional	Professional	Professional	Professional	Professional	Household	Professional	Professional	Professional
Page	76	76	74	75	73	72	70	65	66

EXTENSION












					
STARLINE PUSH-UP WITH/WITHOUT HOOKS	PRONOR PUSH-UP WITH/WITHOUT HOOKS	PLATINIUM PUSH-UP WITH/WITHOUT HOOKS	STARLINE ROPE- OPERATED	PRONOR ROPE- OPERATED	PLATINIUM ROPE- OPERATED
Moderate	Intensive	Ultra intensive	Moderate	Intensive	Ultra intensive
Aluminium	Aluminium	Aluminium	Aluminium	Aluminium	Aluminium
6.82m	6.93m	10.90m	8.78m	13.67m	17.05m
EN 131	EN 131	EN 131	EN 131	EN 131	EN 131
	 Ref. NF 93	 Ref. NF 93 except hooks and 3-section models		 Ref. NF 93	 Ref. NF 93
Household	Professional	Professional	Household	Professional	Professional
72	70	64-65	Contact us	69	62-63

COMBINATION
























			
STARLINE COMBINATION	PRONOR COMBINATION	PLATINIUM COMBINATION	PLATINIUM DOUBLE FLARED BASE
Moderate	Intensive	Ultra intensive	Ultra intensive
Aluminium	Aluminium	Aluminium	Aluminium
8.24m	10.57m	8.59m	3.31m
✓	✓	✓	
EN 131	EN 131	EN 131	EN 131
	 Ref. NF 93	 Ref. NF 93	 Ref. NF 93
Household	Professional	Professional	Professional
71	67-68	60-61	66

GUIDE TO SPECIAL PURPOSES LADDERS

ROOFING — CONSTRUCTION & BUILDING INDUSTRY — MAINTENANCE

									
	EVOKLIP	TRUCK ACCESS LADDER	SLAB ACCESS LADDER	EXCAVATION LADDER	PRECAST WALL LADDER	SINGLE MIXED LADDER ALUMINIUM/ STEEL	SINGLE MIXED FLARED BASE ALUMINIUM/ STEEL	ALL-ALUMINIUM FREE-STANDING	ALL-ALUMINIUM GRS
Use	Intensive	Ultra intensive	Ultra intensive	Ultra intensive	Ultra intensive	Ultra intensive	Ultra intensive	Intensive	Intensive
Material	Aluminium	Aluminium	Aluminium	Aluminium	Aluminium	Mixed aluminium/steel	Mixed aluminium/steel	Aluminium	Aluminium
Max. access height	7.29m max. ladder length	1.49m max. platform height	4.80m max. slab height	4.75m max. access depth	4.64m	5.92m	5.82m	4.95m	4.95m
Level offset		✓	✓	✓	✓				
Standard						EN 131	EN 131	NF E 85211	NF E 85211
Label						 Ref. NF 93	 Ref. NF 93		
Class						Professional	Professional		
Page	77	78	79	80	78	Contact us	Contact us	Contact us	Contact us

MAINTENANCE — ELECTRICITY — FIREMEN

											
WINDOW CLEANING LADDER	BASIC ALUMINIUM LADDER WITH STEPS	SINGLE INSULATED	PUSH-UP INSULATED LADDER	ROPE-OPERATED INSULATED LADDER	ISOLEX ROPE-OPERATED INSULATED LADDER	DOUBLE INSULATED	COMBINATION INSULATED	SINGLE FIXED WITH FIREMEN HOOKS	SINGLE FOLDING WITH FIREMEN HOOKS	PUSH-UP FOR FIREMEN	ROPE-OPERATED FOR FIREMEN
Regular	Ultra intensive	Ultra intensive	Ultra intensive	Ultra intensive	Ultra intensive	Ultra intensive	Ultra intensive	Ultra intensive	Ultra intensive	Ultra intensive	Ultra intensive
Aluminium	Aluminium	Mixed aluminium/fibreglass	Mixed aluminium/fibreglass	Mixed aluminium/fibreglass	Mixed aluminium/fibreglass	Mixed aluminium/fibreglass	Mixed aluminium/fibreglass	Aluminium	Aluminium	Aluminium	Aluminium
4.82m	3.90m	5.93m	7.04m	10.10m	10.88m	4.24m	6.68m	5.18m	5.25m	4.92m	15.92m
	EN 131	EN 131 / EN 50528*	EN 131 / EN 50528*	EN 131 / EN 50528*	EN 131 / EN 50528*	EN 131 / EN 50528*	EN 131 / EN 50528*	EN 1147 / NIT 331	EN 1147 / NIT 331	EN 1147 / NIT 331	EN 1147 / NIT 331
	 Ref. NF 93	 Ref. NF 93	 Ref. NF 93	 Ref. NF 93	 Ref. NF 93	 Ref. NF 93	 Ref. NF 93	 Ref. NF 93	 Ref. NF 93	 Ref. NF 93	 Ref. NF 93
Professional	Professional	Professional	Professional	Professional	Professional	Professional	Professional				
Contact us	Contact us	83	82	82	83	81	81	Contact us	Contact us	Contact us	Contact us

*Test in compliance with EN 50528

PLATINIUM 2-SECTION COMBINATION

UNRIVALLED TOP-GRADE COMBINATION LADDER




Scan for more info

Product sheet, instructions, photos, ...

Standard **EN 131** | Decree **96 333** | Guarantee (year) **5**

- Designed to withstand ultra-intensive loads on any type of floor
- High performance in terms of resistance, safety and comfort
- Automatic, intuitive setting-up of sections
- The super-strong ribbed moulded aluminium joint is unbreakable
- Reinforced uprights for increased stability and lifespan
- Model tested for withstanding the most demanding professional requirements
- Removable strap for free passage

Sliding section locking hooks



Intuitive ribbed and semi-automatic hinges to facilitate opening. Connections are highly reliable and extremely strong.



Distance between rungs 280mm



High-security covering footpads



Model presented: 02442610

- Aluminium
- Ultra intensive
- Flat/Uneven surface
- Maximum load 150kg
- Professional class
- Recyclable up to 92%

Reference	Number of rungs / steps	Height of folded product (m)	Product height unfolded/open (maximum setting) (m)	Min access height (m)	Max access height (m)	Footprint (max setting) (m)	Overall width (without stabilisers) (m)	Upright crosssection (mm)	Weight (kg)	Barcode
02442606	2x6	1.80	2.92	2.70	3.82	1.24	0.69	66	7.80	3178740187446
02442607	2x7	2.08	3.48	2.98	4.38	1.46	0.77	66	8.90	3178740187453
02442608	2x8	2.36	4.04	3.26	4.94	1.66	0.85	66	10	3178740187460
02442609	2x9	2.64	4.60	3.54	5.50	1.85	0.85	66	10.80	3178740187477
02442610	2x10	2.92	4.88	3.82	5.78	2.05	0.93	66	12	3178740187484
02442612	2x12	3.48	6	4.38	6.90	2.48	1.02	79	16.30	3178740187491



PLATINIUM 3-SECTION COMBINATION

HIGHLY VERSATILE



Scan for more info
Product sheet, instructions, photos, ...

Standard **EN 131** | Decree **96 333** | Guarantee (year) **5**

- Designed to withstand ultra-intensive loads on any type of floor
- High performance in terms of resistance, safety and comfort
- Automatic, intuitive setting-up of sections
- The super-strong ribbed moulded aluminium joint is unbreakable
- Reinforced uprights for increased stability and lifespan
- Model tested for withstanding the most demanding professional requirements
- The upper section is held onto the central section by two sliding mechanisms at the top and two hooks fitted with a safety lock at the bottom
- Removable straps for free passage
- Sliding section locking hooks

30 x 30 mm rungs



3rd integral section for the 3x12-rungs model



Ultra-strong rungs through double expansion crimping



Flared base on the back for increased stability



Model presented: 02443609

- Aluminium**
- Ultra intensive**
- Flat/Uneven surface**
- Maximum load 150kg**
- Professional class**
- Recyclable up to 92%**

Reference	Number of rungs / steps	Height of folded product (m)	Aerial height (m)	Product height unfolded/open (maximum setting) (m)	Min access height (m)	Aerial access height(m)	Max access height (m)	Footprint (max setting) (m)	Overall width (without stabilisers) (m)	Upright crosssection (mm)	Weight (kg)	Barcode
02443607	3x7	2.09	3.41	4.89	3	4.33	5.80	1.45	0.84	66	13.10	3178740187927
02443608	3x8	2.37	3.69	5.17	3.28	4.61	6.08	1.54	0.93	66	14.80	3178740187934
02443609	3x9	2.65	4.25	6.01	3.56	5.17	6.92	1.85	1.02	79.50	18.20	3178740187941
02443610	3x10	2.93	4.81	6.85	3.84	5.73	7.76	1.97	1.10	79.50	20	3178740187958
02443612	3x12	3.49	5.65	7.69	4.40	6.57	8.59	2.47	1.18	79.50	24.30	3178740187965



PLATINIUM 500 2-SECTION ROPE-OPERATED

THE VERY BEST IN COMFORT AND SAFETY



Scan for more info

Product sheet, instructions, photos, ...

Standard **EN 131** | Decree **96 333** | Guarantee (year) **5**

- The 30 x 30mm rungs have a flat surface under their feet for greater comfort
- 250mm spacing between rungs for greater comfort (knee on the 3rd rung)
- The footpad caps are drilled so that professionals can use a carpenter's nail to fix the ladder into the ground

Aluminium
 Ultra intensive
 Flat surface
 Maximum load 150kg
 Professional class
 Recyclable up to 90%

Reference	Number of rungs / steps	Height of folded product (m)	Product height unfolded/open (maximum setting) (m)	Min access height (m)	Max access height (m)	Overall width (with stab - max setting) (m)	Upright crosssection (mm)	Weight (kg)	Barcode
02532311	2x11	2.98	4.98	3.88	5.88	1.25	76	20.50	3178740162559
02532313	2x13	3.48	5.98	4.38	6.88	1.25	76	23	3178740162566
02532316	2x16	4.23	6.98	5.13	7.88	1.25	76	27	3178740162573
02532318	2x18	4.73	7.98	5.63	8.88	1.25	76	29.50	3178740162580
02532320	2x20	5.23	8.98	6.13	9.88	1.27	90	35	3178740162597
02532322	2x22	5.73	9.98	6.63	10.88	1.27	101	41.50	3178740162603



Extension wheels
Ø 125mm



Interchangeable non-slip caps



Model presented: 02532311

PLATINIUM 500 3-SECTION ROPE-OPERATED

THE VERY BEST IN COMFORT AND SAFETY



Scan for more info

Product sheet, instructions, photos, ...

Standard **EN 131** | Decree **96 333** | Guarantee (year) **5**

- The footpad caps are drilled so that professionals can use a carpenter's nail to fix the ladder into the ground
- Easy to use with its rope-operated system (UV-treated rope)
- These models are very popular for roofing and billposting works

Aluminium
 Ultra intensive
 Flat surface
 Maximum load 150kg
 Professional class
 Recyclable up to 90%

Reference	Number of rungs / steps	Height of folded product (m)	Product height unfolded/open (maximum setting) (m)	Min access height (m)	Max access height (m)	Overall width (with stab - max setting) (m)	Upright crosssection (mm)	Weight (kg)	Barcode
02533311	3x11	3.00	7	3.90	7.90	1.35	76	30	3178740162818
02533313	3x13	3.50	8.50	4.40	9.40	1.35	76	33.50	3178740162825
02533318	3x18	4.75	11.24	5.65	12.14	1.35	91/91/90	47.50	3178740162849
02533320	3x20	5.25	12.75	6.15	13.65	1.35	90/103/90	56.50	3178740162856



Orientated rungs,
foot rests flat



Can be used
against a wall



Model presented: 02533311

PLATINIUM 300 2-SECTION ROPE-OPERATED

THE IDEAL LADDER FOR HIGH LEVEL WORK



Scan for more info
Product sheet, instructions, photos, ...

Standard EN 131 | Decree 96 333 | Guarantee (year) 5

- The upper section is fitted with non-staining black positioning wheels to make it easier to use on facades
- 280mm spacing between rungs makes the product more lightweight and easier to handle

Aluminium Ultra intensive Flat surface Maximum load 150kg Professional class Recyclable up to 90%

Reference	Number of rungs / steps	Height of folded product (m)	Product height unfolded/open (maximum setting) (m)	Min access height (m)	Max access height (m)	Overall width (with stab - max setting) (m)	Upright crosssection (mm)	Weight (kg)	Barcode
02432310	2x10	2.97	4.93	3.87	5.83	1.23	76	19.50	3178740162634
02432312	2x12	3.53	6.05	4.43	6.95	1.23	76	21.50	3178740162641
02432314	2x14	4.09	6.89	4.99	7.79	1.23	76	24	3178740162658
02432316	2x16	4.65	8.02	5.55	8.92	1.23	76	26.50	3178740162665
02432318	2x18	5.22	9.14	6.12	10.04	1.23	90	33.50	3178740162672
02432320	2x20	5.78	9.98	6.68	10.88	1.23	90	35	3178740162689
02432323	2x23	6.62	11.94	7.52	12.84	1.23	101	40	3178740162702

⊗ Reference on demand



Extension wheels Ø 100mm

Ribbed non-slip footpads

Model presented: 02432310

PLATINIUM 300 3-SECTION ROPE-OPERATED

THE IDEAL LADDER FOR HIGH LEVEL WORK



Scan for more info
Product sheet, instructions, photos, ...

Standard EN 131 | Decree 96 333 | Guarantee (year) 5

- The two extruded aluminium locking pivots provide the unit with high accuracy and enable to be positioned at the right height in total safety
- 280mm spacing between rungs makes the product more lightweight and easier to handle

Aluminium Ultra intensive Flat surface Maximum load 150kg Professional class Recyclable up to 90%

Reference	Number of rungs / steps	Height of folded product (m)	Product height unfolded/open (maximum setting) (m)	Min access height (m)	Max access height (m)	Overall width (with stab - max setting) (m)	Upright crosssection (mm)	Weight (kg)	Barcode
02433310	3x10	2.98	6.90	3.88	7.80	1.33	66/76/66	27	3178740162870
02433313	3x13	3.82	8.86	4.72	9.76	1.33	76/76/76	36	3178740162887
02433316	3x16	4.67	11.39	5.57	12.29	1.33	90/91/90	46.50	3178740162900
02433318	3x18	5.23	12.49	6.13	13.39	1.33	90/103/90	53.50	3178740162917
02433320	3x20	5.79	14.19	6.69	15.09	1.33	101/103/101	60.50	3178740162924
02433323	3x23	6.63	16.15	7.53	17.05	1.33	111/115/111	78	3178740162931

⊗ Reference on demand



Very strong rungs through triple expansion crimping

Runners in polyamide

Model presented: 02433310

PLATINIUM 2-SECTION PUSH-UP

THE LADDER FOR MEDIUM LEVEL WORK



Scan for more info

Product sheet, instructions, photos, ...

Standard **EN 131** | Decree **96 333** | Guarantee (year) **5**

- Reinforced profiles with 30 x 30mm rungs
- Locking of the sliding section to ensure safety in the access position

Aluminium **Ultra intensive** **Flat surface** **Maximum load 150kg** **Professional class** **Recyclable up to 91%**

Reference	Number of rungs / steps	Height of folded product (m)	Product height unfolded/open (maximum setting) (m)	Min access height (m)	Max access height (m)	Overall width (with stab - max setting) (m)	Upright crosssection (mm)	Weight (kg)	Barcode
02422806	2x6	1.79	2.94	2.68	3.84	0.71	66	6.80	3178740169169
02422807	2x7	2.07	3.50	2.96	4.40	0.71	66	7.70	3178740162351
02422808	2x8	2.35	4.06	3.24	4.96	0.81	66	8.70	3178740162368
02422810	2x10	2.91	4.90	3.80	5.80	0.91	66	10.50	3178740162375
02422812	2x12	3.54	6.11	4.44	7.01	1.01	79.50	14.30	3178740162382
02422814	2x14	4.10	6.95	5	7.85	1.11	79.50	16.40	3178740162399
02422816	2x16	4.67	8.35	5.57	9.25	1.21	90	21.70	3178740162405
02422818	2x18	5.23	9.19	6.12	10.90	1.21	90	23.90	3178740162412

The 02422812 to 02422818 models are equipped with positioning wheels on the upper level. The 2 ladder sections are inseparable.

☉ Reference on demand



Ø 125mm extension wheels (12 to 18 rungs)



Wide base for increased stability



Model presented: 02422807

PLATINIUM 2-SECTION PUSH-UP WITH HOOKS

THE LADDER FOR MEDIUM LEVEL WORK



Scan for more info

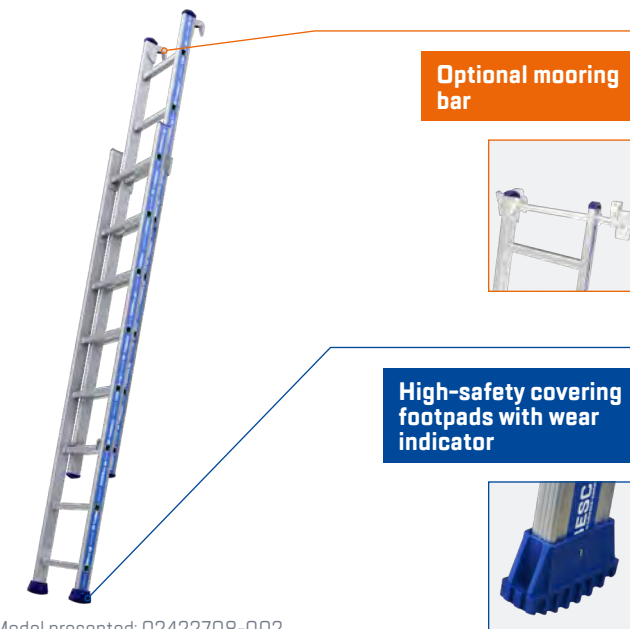
Product sheet, instructions, photos, ...

Standard **EN 131** | Decree **96 333** | Guarantee (year) **5**

- Very simple to erect for reaching medium levels without losing any time
- High-safety covering footpads with wear indicator

Ultra intensive **Flat surface** **Maximum load 150kg** **Professional class** **Recyclable up to 91%**

Reference	Number of rungs / steps	Height of folded product (m)	Product height unfolded/open (maximum setting) (m)	Min access height (m)	Max access height (m)	Overall width (without stabilisers) (m)	Upright crosssection (mm)	Weight (kg)	Barcode
02422706-002	2x6	1.79	2.94	2.68	3.84	0.45	66	6.30	3178740152512
02422707-002	2x7	2.07	3.50	2.96	4.40	0.45	66	7.20	3178740152536
02422708-002	2x8	2.35	4.06	3.24	4.96	0.45	66	8.10	3178740152529
02422710-002	2x10	2.91	4.90	3.80	5.80	0.45	66	9.90	3178740153922
09061002	Mooring bar							1.50	3178740099893



Optional mooring bar



High-safety covering footpads with wear indicator



Model presented: 02422708-002

PLATINIUM 3-SECTION PUSH-UP

THE LADDER FOR HIGH LEVEL WORK



Scan for more info

Product sheet, instructions, photos, ...


Standard **EN 131** | Decree **96 333** | Guarantee (year) **5**

- Ø 100mm extension wheels
- Ladders sections are inseparable

Aluminium
Ultra intensive
Flat surface
Maximum load 150kg
Professional class
Recyclable up to 92%

Reference	Number of rungs / steps	Height of folded product (m)	Product height unfolded/open (maximum setting) (m)	Min access height (m)	Max access height (m)	Overall width (with stab - max setting) (m)	Upright crosssection (mm)	Weight (kg)	Barcode
02423108	3x8	2.47	5.23	3.37	6.13	1.01	79	15.90	3178740188290
02423110	3x10	3.03	6.91	3.93	6.81	1.11	79	19	3178740188306
02423112	3x12	3.59	8.59	4.49	9.49	1.21	90	25.60	3178740188313
02423114	3x14	4.15	9.43	5.05	10.33	1.21	90	29.20	3178740188320

☉ Reference on demand



Model presented: 02423108

PLATINIUM SINGLE

THE ESSENTIAL LADDER FOR FINISHING WORK



Scan for more info

Product sheet, instructions, photos, ...

Standard **EN 131** | Decree **96 333** | Guarantee (year) **5**

- Reliable and robust, very easy to handle
- Reinforced upright profiles with 30 x 30mm rungs

Aluminium
Ultra intensive
Flat surface
Maximum load 150kg
Professional class
Recyclable up to 92%

Reference	Number of rungs / steps	Overall height (m)	Max access height (m)	Overall width (without stabilisers) (m)	Overall width (with stab - max setting) (m)	Upright crosssection (mm)	Weight (kg)	Barcode
02410206	6	1.85	2.75	0.36		66	3.20	3178740185299
02410207	7	2.13	3.03	0.36		66	3.70	3178740185305
02410208	8	2.41	3.31	0.36		66	4.10	3178740185312
02410210	10	2.97	3.87	0.36		66	5	3178740185329
02410212	12	3.56	4.46	0.36	0.81	66	6.20	3178740162207
02410214	14	4.12	5.02	0.43	0.91	66	7.50	3178740162214
02410216	16	4.68	5.58	0.43	0.91	66	8.40	3178740162221
02410217	17	4.96	5.86	0.43	1.01	79.50	9.70	3178740162238
02410220	20	5.80	6.70	0.43	1.11	79.50	11.30	3178740162252
02410224	24	6.92	7.82	0.43	1.11	79.50	13.40	3178740162269
02410206-002*☉	6	1.85	2.75	0.36		66	3.55	3178740185374
02410207-002*☉	7	2.13	3.03	0.36		66	4.05	3178740185381
02410210-002*☉	10	2.97	3.87	0.36		66	5.35	3178740185398
09061002	Mooring bar						1.50	3178740099893

* These ladders are available with Ø 50mm opening hooks.

☉ Reference on demand



Model presented: 02410210

PLATINIUM SINGLE FLARED BASE

MAXIMUM SAFETY ON YOUR WORK-SITES



Scan for more info

Product sheet, instructions, photos, ...

Standard EN 131 | Decree 96 333 | Guarantee (year) 5

- Simple and lightweight
- Very stable thanks to its flared base
- Reinforced upright profiles with 30 x 30mm rungs

Aluminium
 Ultra intensive
 Flat surface
 Maximum load 150kg
 Professional class
 Recyclable up to 91%

Reference	Number of rungs / steps	Overall height (m)	Max access height (m)	Overall width (without stabilisers) (m)	Upright crosssection (mm)	Weight (kg)	Barcode
02411210	10	2.95	3.85	0.69	66	5.50	3178740185749
02411212	12	3.51	4.41	0.85	66	6.40	3178740185756
02411214	14	4.07	4.97	0.85	66	7.60	3178740185763
02411217	17	4.91	5.81	0.94	79.50	10.40	3178740185770



Model presented: 02411210

Ultra-strong rungs through double expansion crimping



Ribbed non-slip footpads



PLATINIUM DOUBLE FLARED BASE

HIGH-PERFORMANCE UNIT



Scan for more info

Product sheet, instructions, photos, ...

Standard EN 131 | Decree 96 333 | Guarantee (year) 5

- Perfect stability thanks to its high-security footpads
- Anti-pinch safety system
- Retaining strap

Aluminium
 Ultra intensive
 Flat surface
 Maximum load 150kg
 Professional class
 Recyclable up to 91%

Reference	Number of rungs / steps	Height of folded product (m)	Max access height (m)	Footprint (max setting) (m)	Overall width (without stabilisers) (m)	Upright crosssection (mm)	Weight (kg)	Barcode
02255005	2x5	1.25	2.15	1.19	0.48	79.5	7.30	3178740019853
02255006	2x6	1.48	2.38	1.38	0.51	79.5	8.60	3178740019860
02255008	2x8	1.95	2.85	1.75	0.56	79.5	11.40	3178740019877
02255010	2x10	2.41	3.31	2.13	0.61	79.5	14.30	3178740019945



Model presented: 02255006

Bucket hook



High comfort steps



PRONOR 2-SECTION COMBINATION

THE ESSENTIAL VERSATILE LADDER FOR PROFESSIONALS



Scan for more info
Product sheet, instructions, photos, ...

Standard **EN 131** | Decree **96 333** | Guarantee (year) **5**

- 30 x 30mm rungs for ease of use
- Extreme rigidity with a reinforced ribbed cast aluminium joint and a rigid anti-spreading arm

Aluminium **Intensive** **Flat/Uneven surface** **Maximum load 150kg** **Professional class** **Recyclable up to 92%**

Reference	Number of rungs / steps	Height of folded product (m)	Product height unfolded/open (maximum setting) (m)	Min access height (m)	Max access height (m)	Footprint (max setting) (m)	Overall width (without stabilisers) (m)	Upright crossection (mm)	Weight (kg)	Barcode
01252008	2x8	2.41	3.80	3.31	4.70	1.72	0.84	56	9.40	3178740187699
01252009	2x9	2.69	4.36	3.59	5.26	1.90	0.84	66	10.80	3178740187705
01252010	2x10	2.97	4.92	3.97	5.82	2.11	0.92	66	12	3178740187712
01252012	2x12	3.53	6.05	4.43	6.95	2.56	1.02	79.50	15.50	3178740187729
01252014	2x14	4.09	7.17	4.99	8.07	2.74	1.08	79.50	19	3178740187736

The 12- and 14-rung models are fitted with straps and not safety bars



Opening with automatic positioning. High resistance, ribbed cast aluminium hinges



For flat and offset surfaces and stairways



Model presented: 01252008

PRONOR 3-SECTION COMBINATION

HIGHLY-VERSATILE



Scan for more info
Product sheet, instructions, photos, ...

Standard **EN 131** | Decree **96 333** | Guarantee (year) **5**

- The most versatile model in the Pronor range
- 3rd section non-detachable for the +3m model

Aluminium **Intensive** **Flat/Uneven surface** **Maximum load 150kg** **Professional class** **Recyclable up to 92%**

Reference	Number of rungs / steps	Height of folded product (m)	Aerial height (m)	Product height unfolded/open (maximum setting) (m)	Min access height (m)	Aerial access height (m)	Max access height (m)	Footprint (max setting) (m)	Overall width (without stabilisers) (m)	Upright crossection (mm)	Weight (kg)	Barcode
01253008	3x8	2.33	3.67	5.13	3.25	4.57	6.03	1.53	0.92	79.50	14.60	3178740187262
01253009	3x9	2.61	4.23	5.97	3.54	5.13	6.87	1.81	1	79.50	19.20	3178740187279
01253010	3x10	2.99	4.79	6.81	3.81	5.69	7.71	1.94	1.09	79.50	21.40	3178740187286
01253012	3x12	3.45	5.61	7.93	4.38	6.51	8.83	2.44	1.18	79/90/79	25.20	3178740187293

The 12-rung model is fitted with straps and not with safety arms



Ultra-strong rungs through double expansion crimping



Interlocking hooks and ribbed non-slip footpads



Model presented: 01253008

PRONOR 2-SECTION COMBINATION WITH BASE

THE ESSENTIAL VERSATILE LADDER FOR PROFESSIONALS



Scan for more info

Product sheet, instructions, photos, ...

Standard **EN 131** | Decree **96 333** | Guarantee (year) **5**

- Lightweight and easy to erect and transport
- Extremely rigid with a reinforced ribbed hinge in cast aluminium

Aluminium
 Intensive
 Flat/Uneven surface
 Maximum load 150kg
 Professional class

Reference	Number of rungs / steps	Height of folded product (m)	Product height unfolded/open (maximum setting) (m)	Min access height (m)	Max access height (m)	Footprint (max setting) (m)	Overall width (without stabilisers) (m)	Upright crossection (mm)	Weight (kg)	Barcode
01252608	2x8	2.43	3.83	3.33	4.73	1.72	0.81	66	9.50	3178740188405
01252610	2x10	2.99	4.95	3.89	5.85	2.11	0.91	66	11.50	3178740188429
01252612	2x12	3.55	6.07	4.45	6.97	2.56	1.01	79.50	15.50	3178740188436
01252614	2x14	4.11	7.19	5.01	8.09	2.74	1.11	79.50	18	3178740188443

Models fitted with straps

⊗ Reference on demand



Model presented: 01252610

Wide base for increased stability



PRONOR 3-SECTION COMBINATION WITH BASE

HIGHLY-VERSATILE



Scan for more info

Product sheet, instructions, photos, ...

Standard **EN 131** | Decree **96 333** | Guarantee (year) **5**

- The most versatile model in the Pronor range
- Extremely rigid with a reinforced ribbed hinge in cast aluminium

Aluminium
 Intensive
 Flat/Uneven surface
 Maximum load 150kg
 Professional class

Reference	Number of rungs / steps	Height of folded product (m)	Aerial height (m)	Product height unfolded/open (maximum setting) (m)	Min access height (m)	Aerial access height (m)	Max access height (m)	Footprint (max setting) (m)	Overall width (without stabilisers) (m)	Upright crossection (mm)	Weight (kg)	Barcode
01253608	3x8	2.31	3.65	5.19	3.21	4.55	6.09	1.53	0.91	79.50	13.00	3178740188573
01253609	3x9	2.59	4.22	6.03	3.49	5.12	6.93	1.81	1.01	79.50	16.30	3178740188580
01253610	3x10	2.87	4.78	6.87	3.77	5.68	7.77	1.94	1.11	79.50	19.00	3178740188597
01253612	3x12	3.43	5.62	7.99	4.33	6.52	8.89	2.44	1.21	79.5/90/79.5	21.00	3178740188603
01253614	3x14	3.99	6.74	9.67	4.89	7.64	10.57	2.63	1.21	79.5/90/79.5	27.30	3178740188610

Models fitted with straps

⊗ Reference on demand



Model presented: 01253610

Ultra-strong rungs through double expansion crimping



PRONOR 2-SECTION ROPE-OPERATED

THE ESSENTIAL PROFESSIONAL UNIT FOR MEDIUM LEVELS



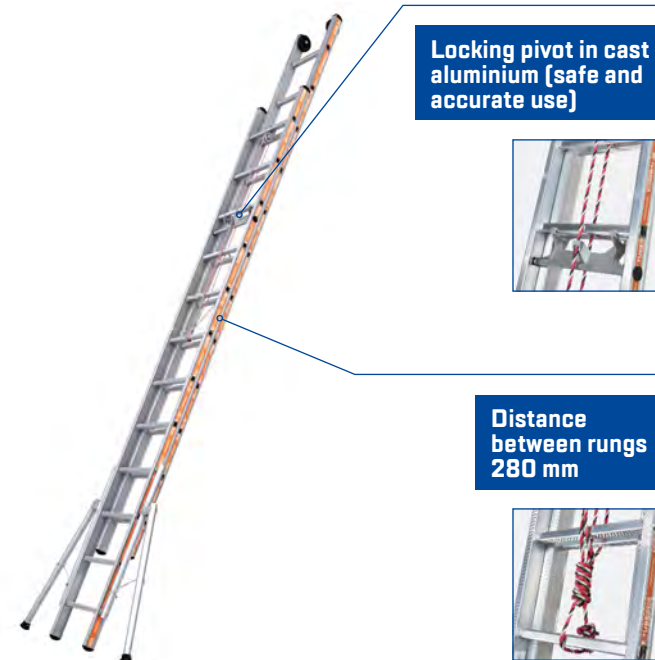
Scan for more info
Product sheet, instructions, photos, ...

Standard **EN 131** | Decree **96 333** | Guarantee (year) **5**

- Very good handle for installation
- Allows access to great heights
- Locking pivot in high-resistance cast aluminium

Aluminium **Intensive** **Flat surface** **Maximum load 150kg** **Professional class** **Recyclable up to 92%**

Reference	Number of rungs/steps	Height of folded product (m)	Product height unfolded/open (maximum setting) (m)	Min access height (m)	Max access height (m)	Overall width (with stab - max setting) (m)	Upright crosssection (mm)	Weight (kg)	Barcode
01232112	2x12	3.52	6.04	4.42	6.94	1.23	79	18.70	3178740186418
01232113	2x13	3.80	6.60	4.70	7.50	1.23	79	19.50	3178740186425
01232115	2x15	4.37	7.45	5.26	8.35	1.23	79	21.80	3178740186432
01232116	2x16	4.65	8.01	5.56	8.91	1.23	90	24.20	3178740186449
01232118	2x18	5.21	9.13	6.16	10.03	1.23	90	26.70	3178740186456
01232120	2x20	5.77	9.97	6.67	10.87	1.23	90	29.20	3178740186463
01232123	2x23	6.61	11.65	7.51	12.55	1.23	101	35.50	3178740186470



Locking pivot in cast aluminium (safe and accurate use)



Distance between rungs 280 mm



Model presented: 01232112

PRONOR 3-SECTION ROPE-OPERATED

THE ESSENTIAL PROFESSIONAL UNIT FOR MEDIUM LEVELS



Scan for more info
Product sheet, instructions, photos, ...

Standard **EN 131** | Decree **96 333** | Guarantee (year) **5**

- Short folded length for storage and transport
- Lateral stabilisers for greater stability
- Polyamide glides for easy sliding (except 12 and 14 rung models)

Aluminium **Intensive** **Flat surface** **Maximum load 150kg** **Professional class** **Recyclable up to 92%**

Reference	Number of rungs/steps	Height of folded product (m)	Product height unfolded/open (maximum setting) (m)	Min access height (m)	Max access height (m)	Overall width (with stab - max setting) (m)	Upright crosssection (mm)	Weight (kg)	Barcode
01233110	3x10	2.96	6.88	3.88	7.78	1.36	66/76/66	27.50	3178740186708
01233112	3x12	3.53	8.57	4.44	9.47	1.36	79/91/79	32	3178740186715
01233114	3x14	4.09	9.41	5	10.31	1.36	79/91/79	40	3178740186722
01233116	3x16	4.65	11.09	5.56	11.99	1.36	90/103/90	42.50	3178740186739
01233118	3x18	5.21	12.77	6.12	13.67	1.36	90/103/90	49.50	3178740186746



Extension wheels Ø 100mm



Can be used against a wall



Model presented: 01233110

PRONOR 2-SECTION PUSH-UP

EASY-OF-USE FOR MEETING ALL YOUR REQUIREMENTS



Scan for more info

Product sheet, instructions, photos, ...

Standard **EN 131** | Decree **96 333** | Guarantee (year) **5**

- For quick safe work at high levels
- Sections are accurately guided in sturdy extruded aluminium runners

Aluminium
Intensive
Flat surface
Maximum load 150kg
Professional class
Recyclable up to 91%

Reference	Number of rungs / steps	Height of folded product (m)	Product height unfolded/open (maximum setting) (m)	Min access height (m)	Max access height (m)	Overall width (without stabilisers) (m)	Overall width (with stab - max setting) (m)	Upright crosssection (mm)	Weight (kg)	Barcode
01222306	2x6	1.84	2.59	2.70	3.49	0.42		66	6.30	3178740186890
01222307	2x7	2.12	3.23	2.97	4.13	0.42	0.71	66	7	3178740162429
01222308	2x8	2.40	3.79	3.25	4.69	0.42	0.81	66	7.60	3178740162436
01222310	2x10	2.96	4.91	3.87	5.81	0.42	0.91	66	10.30	3178740162443
01222312	2x12	3.52	6.03	4.38	6.93	0.42	1.01	79	13.60	3178740162450
01222306-002* [⊗]	2x6	1.84	2.59	2.70	3.49	0.42		66	6.30	3178740186937
01222307-002*	2x7	2.12	3.23	2.97	4.13	0.42	0.71	66	7	3178740186944
01222308-002*	2x8	2.40	3.79	3.25	4.69	0.42	0.81	66	7.60	3178740186951
09061002	Mooring bar								1.50	3178740099893

* Models with hooks. [⊗] Reference on demand

Model presented: 01222308

Model with hooks



Base for increased stability (models > 3m)



PRONOR SINGLE

A MUST FOR PROFESSIONALS



Scan for more info

Product sheet, instructions, photos, ...

Standard **EN 131** | Decree **96 333** | Guarantee (year) **5**

- Uprights are designed for safe handling
- Rungs 30 x 30mm

Aluminium
Intensive
Flat surface
Maximum load 150kg
Professional class
Recyclable up to 92%

Reference	Number of rungs / steps	Overall height (m)	Max access height (m)	Overall width (without stabilisers) (m)	Overall width (with stab - max setting) (m)	Upright crosssection (mm)	Weight (kg)	Barcode
01210508	8	2.40	3.30	0.35		56	3.50	3178740185473
01210509 [⊗]	9	2.68	3.58	0.35		56	4	3178740185480
01210510	10	2.96	3.86	0.35		56	4.50	3178740185497
01210512	12	3.52	4.42	0.35	0.71	66	6.50	3178740162276
01210514	14	4.10	5	0.35	0.81	66	7.40	3178740162283
01210516 [⊗]	16	4.66	5.56	0.35	0.91	66	8.40	3178740162290
01210518	18	5.22	6.12	0.35	0.91	79.50	11	3178740162306

[⊗] Reference on demand

Model presented: 01210510

Ultra-strong rungs through double expansion crimping



Ribbed non-slip footpads (models < 3m)



STARLINE 2-SECTION COMBINATION

SIMPLY VERSATILE



Scan for more info

Product sheet, instructions, photos, ...

Standard **EN 131** | Decree **96 333** | Guarantee (year) **2**

- A complete range of products to care for your home and environment
- Work on flat ground only
- Very resistant ribbed sheet steel joint


Aluminium
Moderate
Flat surface
Maximum load 150kg
Household class
Recyclable up to 92%

Reference	Number of rungs / steps	Height of folded product (m)	Product height unfolded/open (maximum setting) (m)	Min access height (m)	Max access height (m)	Overall width (with stab - max setting) (m)	Upright crosssection (mm)	Weight (kg)	Barcode
00142307	2x7	1.99	3.42	2.89	4.32	0.71	61	6	3178740188498
00142308	2x8	2.27	3.70	3.17	4.60	0.81	61	6.80	3178740188504
00142309	2x9	2.55	4.26	3.45	5.16	0.81	61	7.60	3178740188511
00142310	2x10	2.83	4.82	3.73	5.75	0.91	66	8.70	3178740188528
00142312	2x12	3.39	5.94	4.29	6.84	1.01	78	11.30	3178740188535

The stabilising base is delivered unassembled, but with all the necessary screws and instructions.



Anti-spreading straps



Non-slip footpads



Model presented: 00142308

STARLINE 3-SECTION COMBINATION

THE MOST VERSATILE UNIT



Scan for more info

Product sheet, instructions, photos, ...

Standard **EN 131** | Decree **96 333** | Guarantee (year) **2**

- Very resistant ribbed sheet steel joint
- Very easy sliding section to handle with simple, dependable locking system
- Lightweight, reliable and practical for fast installation and interventions

Aluminium
Moderate
Flat surface
Maximum load 150kg
Household class
Recyclable up to 92%

Reference	Number of rungs / steps	Height of folded product (m)	Aerial height (m)	Product height unfolded/open (maximum setting) (m)	Min access height (m)	Aerial access height (m)	Max access height (m)	Overall width (with stab - max setting) (m)	Upright crosssection (mm)	Weight (kg)	Barcode
00143307	3x7	1.99	3.09	4.26	2.89	3.99	5.16	0.81	53/66/53	9.10	3178740188665
00143308	3x8	2.27	3.65	5.10	3.17	4.55	6	0.91	53/78/53	10.80	3178740188672
00143309	3x9	2.55	4.21	5.94	3.45	5.11	6.84	1.01	61/78/61	12.50	3178740188689
00143310	3x10	2.83	4.77	6.50	3.73	5.67	7.40	1.01	66/86/66	14.60	3178740188696
00143312	3x12	3.39	5.33	7.34	4.29	6.23	8.24	1.11	78/92/78	17.30	3178740188719

3rd section made indivisible for 3x11 and 3x12 rung models



Very strong rungs through double expansion crimping



Wide base for increased stability



Model presented: 00143308

STARLINE SINGLE

SINGLE UNIT FOR HOME AND ITS ENVIRONNEMENT



Scan for more info

Product sheet, instructions, photos, ...

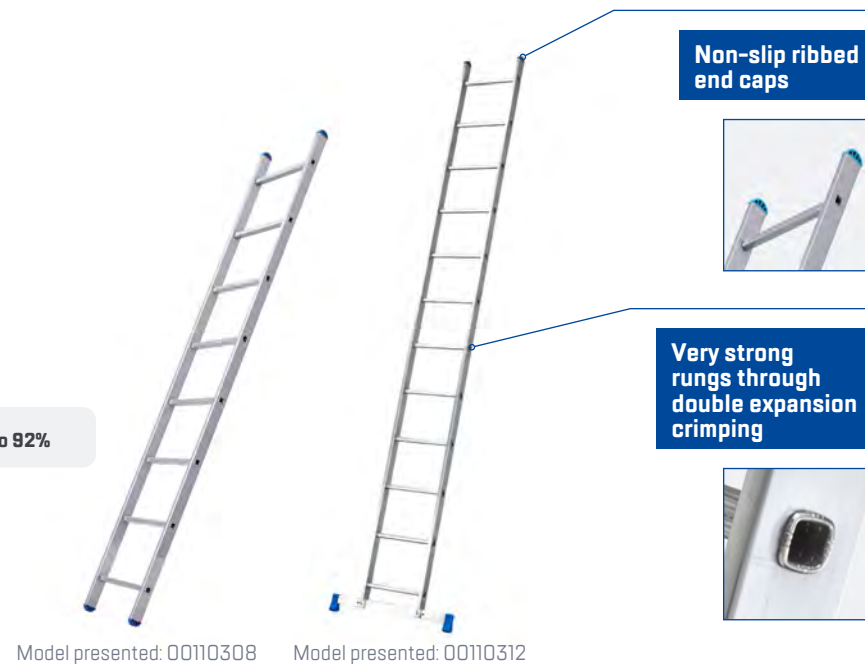
Standard **EN 131** | Decree **96 333** | Guarantee (year) **2**

- 28cm pitch
- Expanded crimped connections
- Addition of a stabiliser bar with reinforced footpads for models over 3.00m

Aluminium
 Moderate
 Flat surface
 Maximum load 150kg
 Household class
 Recyclable up to 92%

Reference	Number of rungs / steps	Overall height (m)	Max access height (m)	Overall width (without stabilisers) (m)	Overall width (with stab - max setting) (m)	Upright crosssection (mm)	Weight (kg)	Barcode
00110308	8	2,27	3,17	0,34		53	3	3178740185565
00110309	9	2,55	3,45	0,34		53	3,30	3178740185572
00110310	10	2,83	3,73	0,34		61	3,90	3178740185589
00110312	12	3,41	4,31	0,34	0,70	61	4,70	3178740162337
00110314	14	3,97	4,87	0,34	0,70	66	6	3178740162344

The stabilising base is delivered unassembled, but with all the necessary screws and instructions



Model presented: 00110308

Model presented: 00110312

STARLINE 2-SECTION PUSH-UP

VERSATILE UNIT FOR HOME AND ITS ENVIRONMENT



Scan for more info

Product sheet, instructions, photos, ...

Standard **EN 131** | Decree **96 333** | Guarantee (year) **2**

- Ultra-lightweight, for easy handling
- 28cm pitch
- 24 x 24mm rungs

Aluminium
 Moderate
 Flat surface
 Maximum load 150kg
 Household class
 Recyclable up to 93%

Reference	Number of rungs / steps	Height of folded product (m)	Product height unfolded/open (maximum setting) (m)	Min access height (m)	Max access height (m)	Overall width (with stab - max setting) (m)	Upright crosssection (mm)	Weight (kg)	Barcode
00122308	2x8	2,27	3,67	3,17	4,57	0,81	61	6,50	3178740162481
00122310	2x10	2,83	4,79	3,73	5,69	0,91	66	8,40	3178740162498
00122312	2x12	3,39	5,91	4,29	6,81	1,01	78	11,40	3178740162504
00122308-023*	2x8	2,27	3,68	3,17	4,58	0,81	61	6,60	3178740187019
00122310-023*	2x10	2,83	4,80	3,73	5,70	0,91	66	8,50	3178740245313
00122312-023*	2x12	3,39	5,92	4,29	6,82	1,01	79	11,60	3178740245320
09061002	Mooring bar							1,50	3178740099893

* Models with hooks



Model presented: 00122308

X-TENSO 2

COMPACT, HIGH-PERFORMANCE LADDER



Scan for more info

Product sheet, instructions, photos, ...

Standard **EN 131-6** | Decree **96 333** | Guarantee (year) **2**

- Telescopic ladder
- Highly compact (storage and transport)
- Safe sliding and block-free ladder movement thanks to the rings that guide the moving parts
- Green indicator for correct set up
- Integrated fall arrester
- Closed holding straps
- Telescopic stabilisers automatically released when the last rung is deployed (models > 3m)
- 38mm ribbed anti-slip steps for maximum comfort
- Comfort handles for easy transport

Non-slip footpads for increased stability of the 10 rungs model



Model presented: 00094829

Model presented: 00094832

Model presented: 00094838

Model presented: 00094844

Reinforced end caps for perfect stability



Adjustable height for all worksite requirements



Retractable stabilisers on 11, 13 and 15 rungs models



2 push-buttons to fold the ladder



- Aluminium
- Intensive
- Flat surface
- Maximum load 150kg
- Professional class

Reference	Number of rungs / steps	Height of folded product (m)	Product height unfolded/open (maximum setting) (m)	Max access height (m)	Overall width (without stabilisers) (m)	Overall width (with stab - max setting) (m)	Weight (kg)	Barcode
00094829	10	0,76	2,90	3,80	0,48	0,48	9,60	3178740226343
00094832	11	0,82	3,20	4,10	0,55	0,80	12,40	3178740226350
00094838	13	0,88	3,80	4,70	0,62	0,87	16,20	3178740226367
00094844	15	0,94	4,40	5,30	0,62	0,93	21	3178740226374

FLEX'UP

COMPACT FOLDING LADDER



Scan for more info

Product sheet, instructions, photos, ...


Standard **EN 131-4** | Decree **96 333** | Guarantee (year) **2**

- Multi-purpose ladder
- Easy to carry and store
- This ladder can be used straight or in the double climbing section position
- Versatile and easy to use in all circumstances
- Sliding telescopic section for use in level offset

Rung lock



Can be used in level offset



Robust, self-locking joints



Offset rungs for ease of use



Flared bases for greater stability and a smaller footprint



Model presented: 00094144

- Aluminium
- Ultra intensive
- Flat surface/Level offset
- Maximum load 150kg
- Professional class

Reference	Number of rungs / steps	Overall height (m)	Height of folded product (m)	Product height unfolded/open (maximum setting) (m)	Min access height (m)	Max access height (m)	Overall width (without stabilisers) (m)	Weight (kg)	Barcode
00094144	4x4	1.95	1.24	4.02	3.04	4.98	0.77	14.10	3178740243210
00094145	4x5	2.48	1.51	5.10	3.56	6.06	0.88	17.10	3178740243227



FLEX'UP +

ULTRA ADJUSTABLE MULTI-PURPOSE LADDER



Scan for more info

Product sheet, instructions, photos, ...

Standard **EN 131-4** | Decree **96 333** | Guarantee (year) **2**

+ 4 ADJUSTABLE FEET

- Multi-purpose ladder
- Easy to transport and stock
- This ladder can be used in the single upright position or as a double ladder
- Its offset rung make it easy and comfortable to use
- Telescopic sliding sections
- 4 adjustable feet for use on spiral staircases
- Feet can be adjusted by 24cm

Rung lock



Adjustable feet to 24cm



Robust, self-locking joints



Offset rungs for ease of use



Flared bases for greater stability and a smaller footprint



- Aluminium
- Ultra intensive
- Flat surface/Level offset
- Maximum load 150kg
- Professional class

Reference	Number of rungs / steps	Overall height (m)	Height of folded product (m)	Product height unfolded/open (maximum setting) (m)	Min access height (m)	Max access height (m)	Overall width (without stabilisers) (m)	Weight (kg)	Barcode
00094146	4x4	1.93	1.23	4.36	3.04	4.98	0.73	15.80	3178740243234



PLATFORMS

SCAFFOLD TOWERS

STEPLADDERS

LADDERS

FIXED SCAFFOLDING

LADDER LIFTS

ARTIPLI

THE CRAFTSMAN'S ARTICULATED LADDER




Scan for more info

Product sheet, instructions, photos, ...

Standard **EN 131-4** | Decree **96 333** | Guarantee (year) **2**


- Easy to deploy / fold thanks to pre-programmed positions
- Easy storage and transport: foldable and compact
- Anti-slip steel platform
- Rung spacing 260mm
- 4 possible positions:
 1. Platform (max access height: 2.89m)
 2. Double ladder (max access height: 2.52m)
 3. Wall spacer (max access height: 3.29m)
 4. Single ladder (max access height: 4.20m)



Mixed aluminium/steel
Intensive
Flat surface
Maximum load 150kg
Professional class

Reference	Number of rungs / steps	Overall height (m)	Height of folded product (m)	Product height unfolded/open (maximum setting) (m)	Min access height (m)	Max access height (m)	Weight (kg)	Barcode
00094514	4x3	1.62	0.92	3.30	2.52	4.20	12	3178740234454

18.3 kg with removable steel floor.



Robust steel joints



Wide base for increased stability



MULTISCOPIC

THE DUAL FONCTION TELESCOPIC LADDER



Scan for more info

Product sheet, instructions, photos, ...

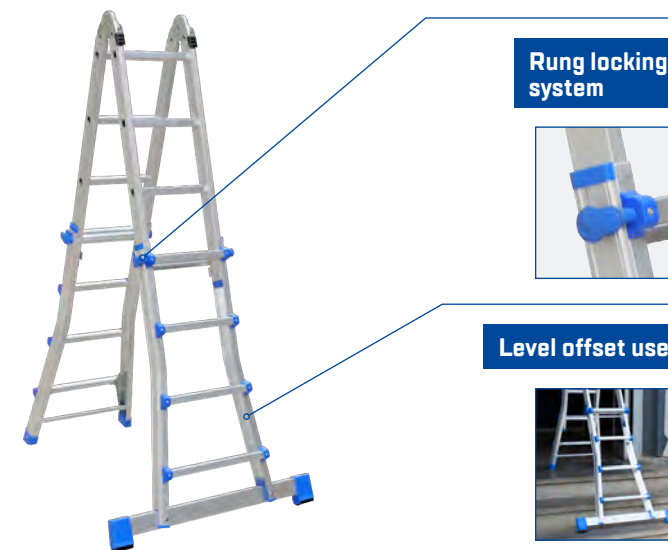
Standard **EN 131-4** | Decree **96 333** | Guarantee (year) **2**

- For use on flat surfaces and stairways
- Increased stability with the flared bases and the footpads
- Sliding section very easy to handle with a simple and reliable locking system



Aluminium
Intensive
Flat/Uneven surface
Maximum load 150kg
Professional class

Reference	Number of rungs / steps	Overall height (m)	Height of folded product (m)	Product height unfolded/open (maximum setting) (m)	Min access height (m)	Max access height (m)	Weight (kg)	Barcode
00094318	4x3	0.86 - 1.34	0.91	2.72	1.76 - 2.24	3.62	9.70	3178740234423
00094319	4x4	1.10 - 1.83	1.16	3.73	2.00 - 2.73	4.63	11.90	3178740234430
00094320	4x5	1.34 - 2.31	1.41	4.74	2.24 - 3.21	5.64	14.20	3178740234447



Rung locking system



Level offset use



Model presented: 00094319

EVOKLIP

YOUR SAFETY AT THE HIGHEST LEVEL



Scan for more info
Product sheet, instructions, photos, ...

Guarantee (year) **5**

- 3 complete packs: 4 ladders + 1 ridge hook
- 3 types of ladder (250, 330 or 390mm distance between rungs) to adapt to different shapes of tiles and inclination of the slope
- Non-slip strips for a secure climbing
- Reinforced uprights to ensure rigidity and stability in all situations
- 30% lightest than a classic aluminium ladder
- Easy set-up
- Quick climbing with the wide distance between rungs and comfortable with their bevelled shapes
- Increased space under the rung, secure support feet
- Easy to transport in the back of vehicles or on the roof rack


Optional Ø 125mm wheels with soft covering for quick set up on roofs




Optional tool-tray with adjustment of the inclination, anti-fall edges and locking system





One single-aluminium roof-ridge hook for all type of roofs



Locking system of the ladders with captive pins



Non-slip rubber strips to protect the roof and ensure greater grip



Model presented: 02453739

Aluminium
 Intensive
 Roof
 Maximum load 150kg
 Professional class
 Recyclable up to 70%

Reference	Description	Number of rungs / steps	Overall height (m)	Overall width (without stabilisers) (m)	Weight (kg)	Barcode
02453725	Complete pack with 250mm distance between rungs - 4 ladders and 1 roof-ridge hook	24	6.69	0.40	23.2	3178740192808
02453733	Complete pack with 330mm distance between rungs - 4 ladders and 1 roof-ridge hook	20	7.29	0.40	22.4	3178740192815
02453739	Complete pack with 390mm distance between rungs - 4 ladders and 1 roof-ridge hook	16	6.93	0.40	20.0	3178740192822
02453401	Ladder with 250mm distance between rungs	6	1.59	0.40	4.6	3178740192778
02453402	Ladder with 330mm distance between rungs	5	1.74	0.40	4.4	3178740192785
02453403	Ladder with 390mm distance between rungs	4	1.65	0.40	3.9	3178740192792
02453411	Tool-tray holder				3.7	3178740192839
02453412	Intermediate wheels kit				0.5	3178740192846
02453413	Roof-ridge hook				5.0	3178740192853

⊗ Reference on demand



PLATFORMS

SCAFFOLD TOWERS

STEPLADDERS

LADDERS

FIXED SCAFFOLDING

LADDER LIFTS

PRECAST WALL LADDER

THE LADDER FOR BUILDING SITES



Scan for more info

Product sheet, instructions, photos, ...

Decree **2004-924** | Guarantee (year) **5**

- For use on construction sites during construction
- Allows mooring to walls or panels
- Mooring hook adjustable over a range of one metre: minimum fixing height 1.50m and maximum height 3.60m
- Adjustable feet for adaptation to any floor
- 401 x 524mm self-erecting platform with integrated 150mm toe boards
- 360° guardrail for more safety

- Aluminium**
- Ultra intensive**
- Flat surface/Level adjustment**
- Maximum load 150kg**
- Recyclable up to 87%**

Reference	Number of rungs/ steps	Overall height (m)	Product height unfolded/open (maximum setting) (m)	Max access height (m)	Overall width (without stabilisers) (m)	Weight (kg)	Barcode
02422200	2x6	2.89	3.60	4.64	0.72	22.30	3178740081171

Easy transport with Ø 160mm wheels



Mooring with 384mm hooks as standard



Level shift of 160mm



TRUCK ACCESS LADDER

THE ALL-TERRAIN SOLUTION FOR TRUCKS



Scan for more info

Product sheet, instructions, photos, ...

Guarantee (year) **5**

- For truck access from 1.25 to 1.49m high
- Easy to set up: lightweight ladder taking up small space
- 200mm moving non-slip steps
- Designed according to the requirements of EN 14122

- Aluminium**
- Ultra intensive**
- Flat surface/Level adjustment**
- Maximum load 150kg**
- Recyclable up to 87%**

Reference	Number of rungs/ steps	Overall height (m)	Product height unfolded/open (maximum setting) (m)	Product height unfolded/open (maximum setting) (m)	Overall width (without stabilisers) (m)	Weight (kg)	Barcode
02456005	5	1.72	2.05	2.29	0.80	13.50	3178740224820
02456050	Additional ramp kit					2.80	3178740225889

Optional additional ramp



Attached to the truck bed by 85kg magnets



Articulated adjustable feet in 20mm increments over 230mm



SLAB ACCESS LADDER

THE SAFETY LADDER FOR ACCESS TO WORK SITES




Scan for more info
Product sheet, instructions, photos, ...

Guarantee (year) **5**

- 3 telescopic models available to suit every project
- For accessing slabs in complete safety
- Can be fixed to the floor or to the slab using special plates (diameter 10mm)
- 2 ramps to facilitate and guarantee safety when climbing up or down
- Optimal safety thanks to the self-closing gate
- Foldaway gate and platform to minimise storage space and facilitate transport
- Comfortable access platform 0.5 x 0.5m

Non-slip steps 80mm



Wheels for ease of movement



Lifting rings



Safety gate



10mm holes anchoring plates (fixings not supplies)



Model presented: 02451208

- Aluminium
- Ultra intensive
- Flat surface
- Maximum load 150kg
- Professional class
- Recyclable up to 92%

Reference	Number of rungs / steps	Overall height (m)	Min. descent/ ascent height (m)	Max. descent/ ascent height (m)	Footprint (max setting) (m)	Overall width (without stabilisers) (m)	Weight (kg)	Barcode
02451206	6+4	2.68	1.30	2	1.45	0.62	20.60	3178740233617
02451208	8+7	3.18	1.75	2.90	1.82	0.62	24.70	3178740233624
02451212	12+12	4.18	2.70	4.80	2.57	0.62	32.10	3178740233631



EXCAVATION LADDER

THE NEW GENERATION LADDER FOR ACCESS UP TO OF 4.75 M DEPTH



Scan for more info

Product sheet, instructions, photos, ...

Guarantee (year) **5**

- Safety: a passageway at platform level for easier access
- Two ramps to guarantee total safety when climbing up or down
- Practicality: a folding platform for minimising storage space and facilitating transport
- Two wheels to make the product easier to move
- Modularity: telescopic models to adapt to all sites (foundations, site excavations, etc.)


Lifting rings



Wheels for ease of movement




Telescopic uprights for level adjustment



Swivel pads



Non-slip steps 80mm



Model presented: 02451308

- Aluminium
- Ultra intensive
- Flat surface/Level adjustment
- Maximum load 150kg
- Professional class
- Recyclable up to 89%

Reference	Number of rungs / steps	Overall height (m)	Min. descent/ ascent height (m)	Max. descent/ ascent height (m)	Footprint (max setting) (m)	Overall width (without stabilisers) (m)	Weight (kg)	Barcode
02451306	6+4	2.64	1.00	1.95	1.45	0.62	21.20	3178740233648
02451308	8+7	3.14	1.45	2.85	1.82	0.62	25.20	3178740233655
02451312	12+12	4.14	2.40	4.75	2.57	0.62	32.60	3178740233662



2-SECTION COMBINATION INSULATED LADDER

AUTO-STABLE INSULATED UNIT



Scan for more info
Product sheet, instructions, photos, ...

Standard **EN 131** | Decree **96 333** | Guarantee (year) **2** | Electrical test in compliance with **EN 50528**

- Fibreglass uprights for protection against electric shocks up to 10,000 volts
- Versatile: free-standing ladder suitable for work on offset levels
- Epoxy-coated pressed steel hinge (protection against corrosion)

Mixed aluminium/fibreglass **Ultra intensive** **Flat/Uneven surface** **Maximum load 150kg** **Professional class**

Reference	Number of rungs / steps	Height of folded product (m)	Product height unfolded/open (maximum setting) (m)	Min access height (m)	Max access height (m)	Footprint (max setting) (m)	Overall width (with stab - max setting) (m)	Upright crossection (mm)	Weight (kg)	Barcode
04342108	2x8	2.50	4.10	3.32	5	1.67	0.85	66	17.10	3178740188542
04342109	2x9	2.78	4.66	3.60	5.56	1.86	0.85	66	18.90	3178740188559
04342111	2x11	3.34	5.50	4.16	6.68	2.26	0.85	66	19.40	3178740188566



Model presented: 04342108

DOUBLE INSULATED LADDER

HIGH-PERFORMANCE INSULATED UNIT



Scan for more info
Product sheet, instructions, photos, ...

Standard **EN 131** | Decree **96 333** | Guarantee (year) **2** | Electrical test in compliance with **EN 50528**

- Fibreglass uprights for protection against electric shocks up to 10,000 volts
- Aluminium steps 80mm wide for extra-light weight
- Retaining straps

Mixed aluminium/fibreglass **Ultra intensive** **Flat surface** **Maximum load 150kg** **Professional class**

Reference	Number of rungs / steps	Overall height (m)	Height of folded product (m)	Max access height (m)	Footprint (max setting) (m)	Overall width (without stabilisers) (m)	Upright crossection (mm)	Weight (kg)	Barcode
04255004	2x4	1.02	1.10	1.92	1	0.46	66	7.50	3178740020187
04255006	2x6	1.48	1.60	2.38	1.38	0.51	66	10.40	3178740020194
04255008	2x8	1.94	2.10	2.84	1.75	0.56	66	14.10	3178740020200
04255010	2x10	2.41	2.60	3.31	2.13	0.61	66	17.80	3178740023591
04255012	2x12	2.88	3.10	3.78	2.50	0.66	66	21.50	3178740023607
04255014	2x14	3.34	3.60	4.24	2.87	0.71	66	25.20	3178740023614



Model presented: 04255008

2-SECTION ROPE-OPERATED INSULATED LADDER

HIGH-LEVEL WORK WITH ELECTRICAL INSULATION



Scan for more info
Product sheet, instructions, photos, ...

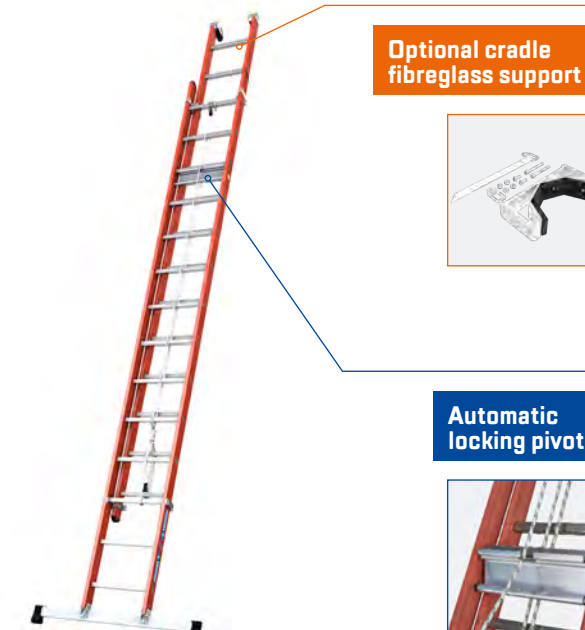
Standard **EN 131** | Decree **96 333** | Guarantee (year) **2** | Electrical test in compliance with **EN 50528**

- Fibreglass/polyester uprights to protect the user against electric shock
- Locking pivot with automatic return system
- Very lightweight product with aluminium rungs
- Caving ropes that are much more resistant and comfortable to handle

Mixed aluminium/fibreglass **Ultra intensive** **Flat surface** **Maximum load 150kg** **Professional class**

Reference	Number of rungs / steps	Height of folded product (m)	Product height unfolded/open (maximum setting) (m)	Min access height (m)	Max access height (m)	Overall width (without stabilisers) (m)	Overall width (with stab - max setting) (m)	Upright crosssection (mm)	Weight (kg)	Barcode
04332312	2x12	3.63	6.14	4.53	7.04	0.43	1.01	66	21	3178740186517
04332314	2x14	4.16	7.24	5.06	8.14	0.43	1.11	90	29	3178740186524
04332316	2x16	4.72	8.36	5.56	9.26	0.43	1.81	90	32.50	3178740186531
04332318	2x18	5.28	9.20	6.18	10.10	0.43	1.81	90	35.50	3178740186548
09022004	Cradle fibreglass support								0.65	3178740031497

☉ Reference on demand



Model presented: 04332312

2-SECTION PUSH-UP INSULATED LADDER

INSULATED UNIT FOR WORKING AT MEDIUM HEIGHT



Scan for more info
Product sheet, instructions, photos, ...

Standard **EN 131** | Decree **96 333** | Guarantee (year) **2** | Electrical test in compliance with **EN 50528**

- Perfect insulation against electric shocks
- Very lightweight product with aluminium rungs
- Simple, intuitive handling
- Polyamide insert to prevent any jamming when the 2nd section is sliding into position

Mixed aluminium/fibreglass **Ultra intensive** **Flat surface** **Maximum load 150kg** **Professional class**

Reference	Number of rungs / steps	Height of folded product (m)	Product height unfolded/open (maximum setting) (m)	Min access height (m)	Max access height (m)	Overall width (without stabilisers) (m)	Overall width (with stab - max setting) (m)	Upright crosssection (mm)	Weight (kg)	Barcode
04322408	2x8	2.41	4.18	3.31	5.08	0.43	0.81	66	10.90	3178740162511
04322410	2x10	2.97	5.30	3.87	6.20	0.43	0.91	66	13	3178740162528
04322412	2x12	3.53	6.14	4.43	7.04	0.43	1.01	66	15	3178740162535
09022004	Cradle fibreglass support								0.65	3178740031497

☉ Reference on demand



Model presented: 04322408

SINGLE INSULATED

ELECTRICIANS KEY ASSET



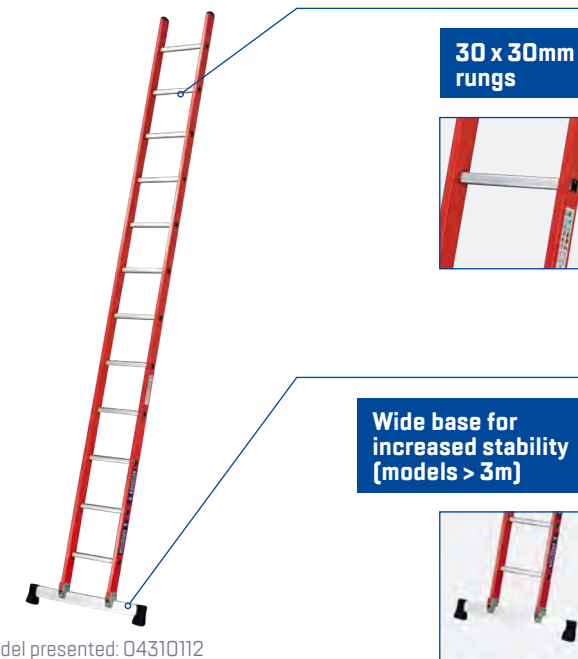
Scan for more info
Product sheet, instructions, photos, ...

Standard **EN 131** | Decree **96 333** | Guarantee (year) **2** | Electrical test in compliance with **EN 50528**

- Fibreglass uprights to provide protection against electric shocks up to 10,000 volts
- Very lightweight product with aluminium rungs
- Very easy to handle, simple and quick to set up

Mixed aluminium/fibreglass **Ultra intensive** **Flat surface** **Maximum load 150kg** **Professional class**

Reference	Number of rungs /steps	Overall height (m)	Max access height (m)	Overall width (without stabilisers) (m)	Overall width (with stab - max setting) (m)	Upright crosssection (mm)	Weight (kg)	Barcode
04310108	8	2.41	3.31	0.36		66	6.80	3178740185640
04310110	10	2.97	3.87	0.36		66	8.30	3178740185657
04310112	12	3.63	4.53	0.36	0.81	66	11	3178740185664
04310114	14	4.19	5.09	0.36	0.81	66	12.30	3178740185671
04310117	17	5.03	5.93	0.36	0.91	66	14.60	3178740185688



Model presented: 04310112

ISOLEX 3-SECTION ROPE-OPERATED

THE LIGHTWEIGHT INSULATED LADDER



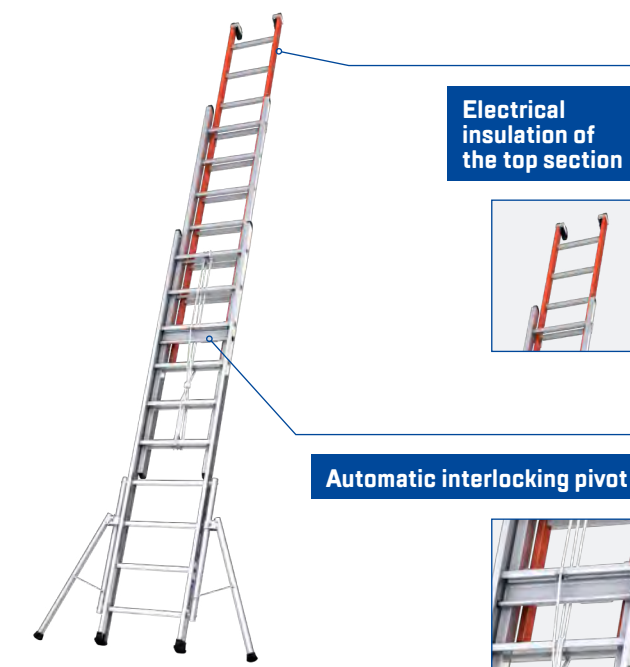
Scan for more info
Product sheet, instructions, photos, ...

Standard **EN 131** | Decree **96 333** | Guarantee (year) **2** | Electrical test in compliance with **EN 50528**

- Very lightweight ladder with fibreglass/aluminium uprights
- Reinforced uprights
- Our fibreglass products are fitted with caving ropes, which are much stronger and more comfortable to handle
- Perfect stability thanks to non-slip footpads and stabilisers
- Aluminium sections slide on polyamide glides without risk of jamming

Mixed aluminium/fibreglass **Ultra intensive** **Flat surface** **Maximum load 150kg** **Professional class**

Reference	Number of rungs /steps	Height of folded product (m)	Product height unfolded/open (maximum setting) (m)	Min access height (m)	Max access height (m)	Overall width (without stabilisers) (m)	Overall width (with stab - max setting) (m)	Upright crosssection (mm)	Weight (kg)	Barcode
04431110	3x10	2.98	6.90	3.88	7.80	0.53	1.35	76/76/66	26	3178740186753
04431113⊙	3x13	3.82	8.86	4.72	9.76	0.53	1.35	90	36	3178740186760
04431115⊙	3x15	4.38	9.98	5.28	10.88	0.53	1.35	90	40	3178740186777



Model presented: 04431110

⊙ Reference on demand

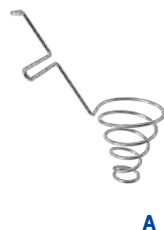
LADDER ACCESSORIES

COMFORT ACCESSORIES

For ladders only.

Reference	Description	Weight (kg)	Gencod
A 09061000	Drill support (except aluminium models with steps and steel models)	0.62	3178740019617
B 09063000	Footrest for ladder 0.26x0.21m	0.96	3178740019198
C 09062000	Tool holder	0.53	3178740019181

☉ Reference on demand



A



B



C



STABILITY ACCESSORIES

Reference	Description	Weight (kg)	Gencod
D 09005000	Adjustable stabiliser for 2 and 3-section aluminium combination, 2-section push-up, 1.03m wide	4.00	3178740002244
E 09009001	Adjustable side foot for level adjustment +/- 500mm (fits our previous Pronor rope-operated ladders 01232-023, 01233-010/016/018 and Platinum 02432-0XX/02433-0XX/02532-1XX/02533-1XX)	0.71	3178740017125
F 09078000	Ladder mat (can also stabilise a step ladder)	7.60	8711563154483



D



E




FIXING AND SAFETY ACCESSORIES

- **G** and **H** hooks can be fitted to all our profiles except those with wings such as runners type. The height of the profile is not important, as they are fitted across the width of the profile. They are mainly fitted at the top of the upper section without wheels.
- The **I** spacer is fixed to the 30x30 rungs at 250 or 280mm intervals, so there is no maximum maximum cross-section of the upright to be respected.
- The anti-theft support **K** can be used for a maximum upright section of 100mm. Note that the ladder can be positioned vertically or horizontally on the wall.



Reference	Description	Weight (kg)	Gencod
G 09006001	Surface-mounted hook, opening 35mm (pair), hole Ø 5mm	0.22	3178740008833
H 09006002	Surface-mounted hook, opening 50mm (pair), hole Ø 5mm	0.27	3178740008840
I 09013001	Facade spacer (spacing 0.55m)	2.50	3178740027544
J 09022003	Wall support cradle for aluminium/steel/fibre models with 250-280 mm pitch	0.42	3178740028749
K 09060000	Anti-theft wall support for ladder	0.43	3178740012977
L 09061002	Mooring bar (maximum distance between rungs 556mm)	1.5	3178740099893
M 09077000	Ladder attachment	2.8	5060191574068


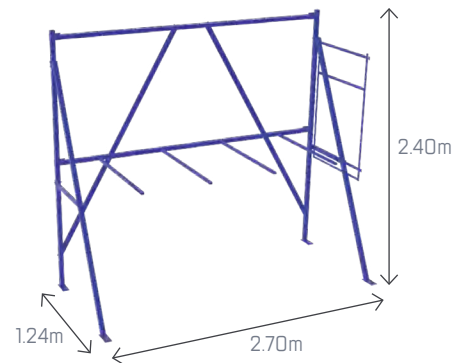


LADDERS OR STEPLADDERS DISPLAY

Display to be fixing on the floor (30 to 35 units).

Reference	Description	Weight (kg)	Gencod
09059000	Ladder or stepladder display	56.0	3178740014209

☉ Reference on demand



R200 WITH "H" FRAMES

The very first "H" frame was designed by Tubesca-Comabi, and has been very successful for over 60 years. These scaffolds are 100% compatible with multi-directional scaffolds with bushes.

STEEL STRUCTURE

- ✓ The fixed scaffolding reference: versatility and maximum performance.
- ✓ Comfortable: 0.80m wide.
- ✓ Symmetrical and reversible "H" frame.
- ✓ Easy to use: fast and intuitive assembly.
- ✓ Safe: 100% safe assembly.
- ✓ Large choice of components.
- ✓ Easy to assemble: automatic alignment.

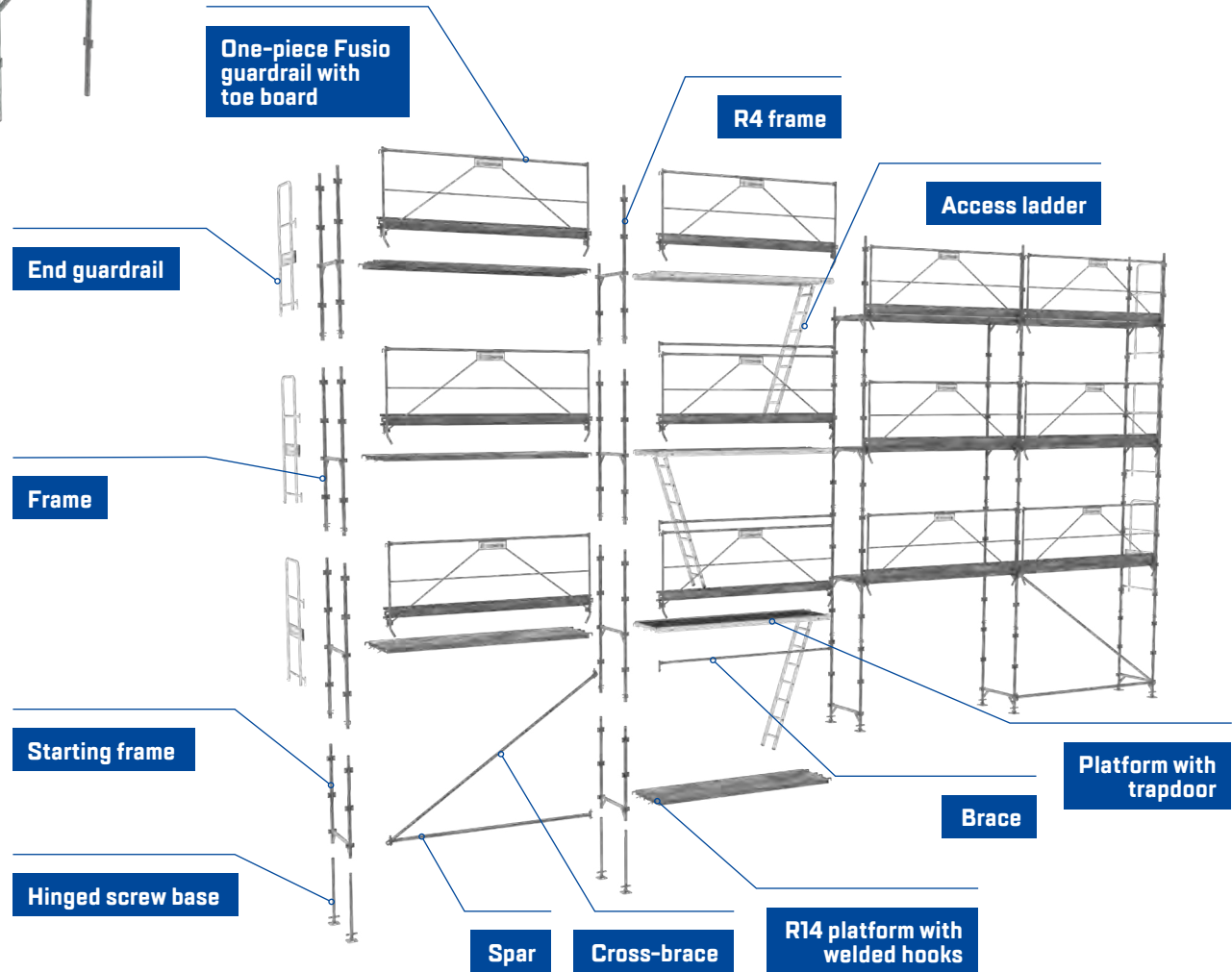
ALUMINIUM STRUCTURE

- ✓ A very light aluminium structure which reduces assembly time and minimises loads transmitted to fragile buildings.
- ✓ Light: most components are < 9kg.
- ✓ Fast assembly: little effort required and intuitive installation.
- ✓ Safe: 100% safe assembly (one-piece guardrails).
- ✓ Economical: saves time over the duration of the project, to the satisfaction of the scaffolder.
- ✓ Robust: Ø 49.1mm, keyed assembly.
- ✓ Comfortable: 0.80m wide.



+ Safe assembly possible with safety assembly guardrails (Fusio and Securit'up). In compliance with standards EN 12810 - EN 12811, decree 01/09/2004 and NF label.

Additional information can be found on our catalogue dedicated to our scaffolding ranges. Contact your representative or email us at: sales@tubesca-comabi.com



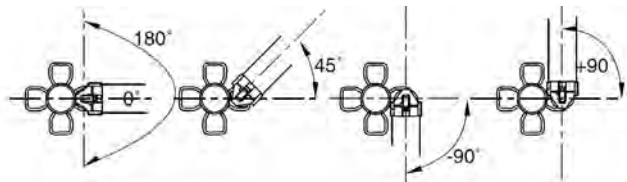
Schematic drawing with frames, platforms and steel one-piece guardrails

M368 MULTI-DIRECTIONAL

WITH SOCKETS STEEL STRUCTURE

Our steel multi-directional scaffolds with bushes are 100% compatible with "H" frame scaffolds.

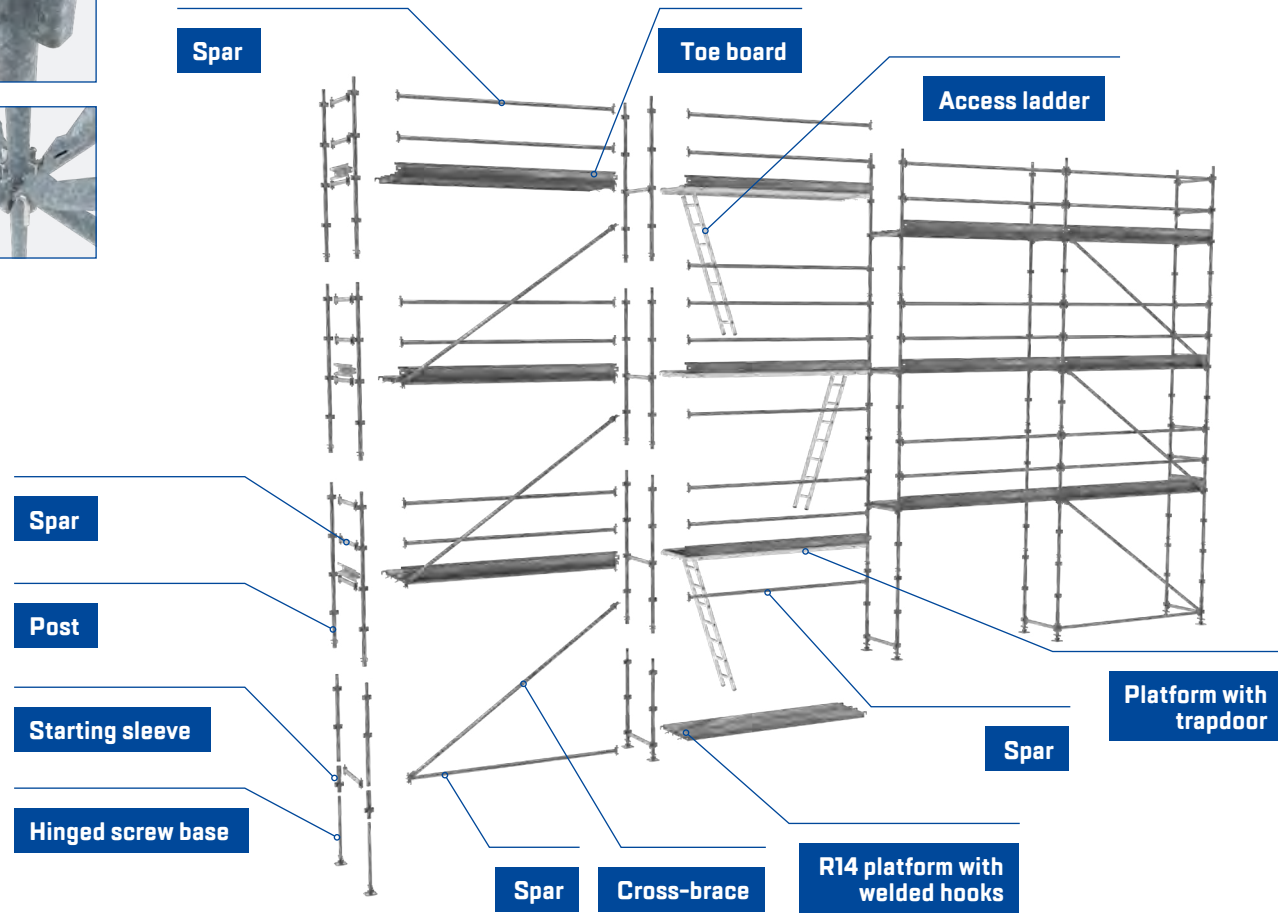
- ✓ Multi-directional with 8 positions.
- ✓ Highly resistant: upright \varnothing 48.3 mm, thickness 3.2mm.
- ✓ Rigid: precise assembly and full locking of all components.
- ✓ Safe: 100% safe assembly for each bush coupling.
- ✓ Effective: can bear heavy loads and allows significant height access.
- ✓ Strong compression resistance; ideal for withstanding loads from consoles, collars, etc.
- ✓ 180° assembly capability for each bush coupling.
- ✓ 0° assembly is only authorised for over-hangs.



180° assembly capability for each bush coupling.
0° assembly is only authorised for over-hangs.



+ In compliance with standards EN 12810 - EN 12811, decree 01/09/2004 and NF label.



Schematic drawing

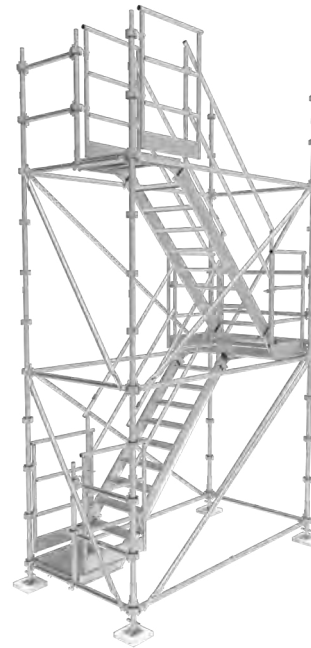


STAIRWAYS

UNISTEP STEEL STRUCTURE

- ✓ Assembly: stringers / steps / landings welded
- ✓ High rigidity
- ✓ Full range of dimensions:
 - Lengths of 3.00m (one-piece or modular) and 2.50m
 - 71cm wide for maximum comfort of movement in a 1.50m wide tower
 - Heights of 2.00m and 1.00m
- ✓ No empty space between staircases.
- ✓ Easy storage

In compliance with standard EN 12811.




Schematic drawing





PUBLISTEP STEEL STRUCTURE

- ✓ The general public stairway, PUBLISTEP, is a safe and temporary means of access: it can be used when working in public places (stations, metro stations, airports, public roads...), and as an emergency exit in establishments open to the public.
- ✓ PUBLISTEP is designed from the standard components of multi-directional scaffolds, which comply with EN 12810 and EN 12811, and offer all the comfort and safety guarantees required for public access.

In compliance with standard EN 12810 - EN 12811 and NF P 93-523.



Schematic drawing

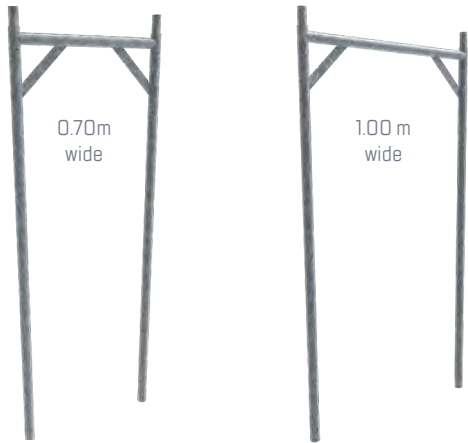


GOYA WITH OPEN FRAMES

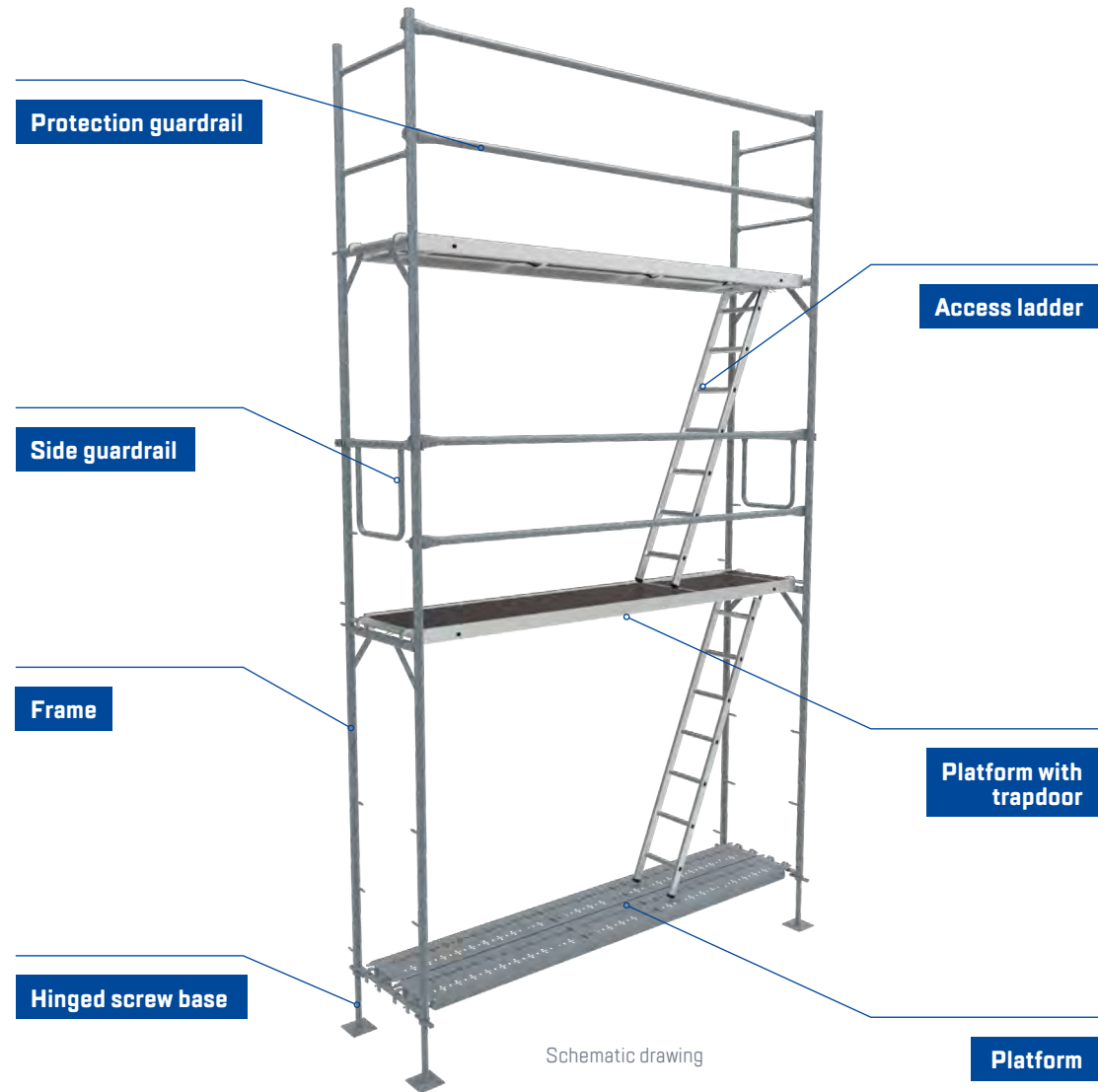
STEEL STRUCTURE

Our steel open frame scaffolds are compatible with multi-directional disc scaffolds.

- ✓ Hatched walkway which complies with the standard.
- ✓ One-piece components for quick assembly and disassembly.
- ✓ Closed base frames for improved rigidity.
- ✓ Width from 0.70 to 1.00m.
- ✓ Light, compact, prefabricated frame for ease of transport.
- ✓ Few components enabling quick installation.



+ In compliance with standards EN 12810 - EN 12811 and AENOR certification.



MULTI MULTI-DIRECTIONAL

WITH DISCS **STEEL STRUCTURE**

Our steel multi-directional disc scaffolds are compatible with open-frame scaffolds.

- ✓ Multi-directional with 8 positions.
- ✓ Can be adjusted to all types of facades and work sites.
- ✓ Width can be adapted to the desired measurements.
- ✓ High-resistance guides (galvanized components) - Ø48mm, thickness: 3mm.
- ✓ Robust: precise assembly and built-in locking system.
- ✓ Option of 180° assembly for each connection.
- ✓ Efficient: bears heavy loads and allows for access to high heights.
- ✓ Wide range of components available.



+ In compliance with standards EN 12810 - EN 12811 and AENOR certification.



TEMPORARY ROOFING SYSTEM

ALUMINIUM STRUCTURE

- ✓ A temporary roofing system covering all roof sizes and shapes, even those which are asymmetrical.
- ✓ Can be moved into position using a lifting device.
- ✓ Offers a temporary solution which can be used in most situations:

Type of temporary roofing system	Size of beam	Symmetrical	Asymmetrical	A single side	Vaulted
MASTER 2	73cm	36m	32m	19m	44m

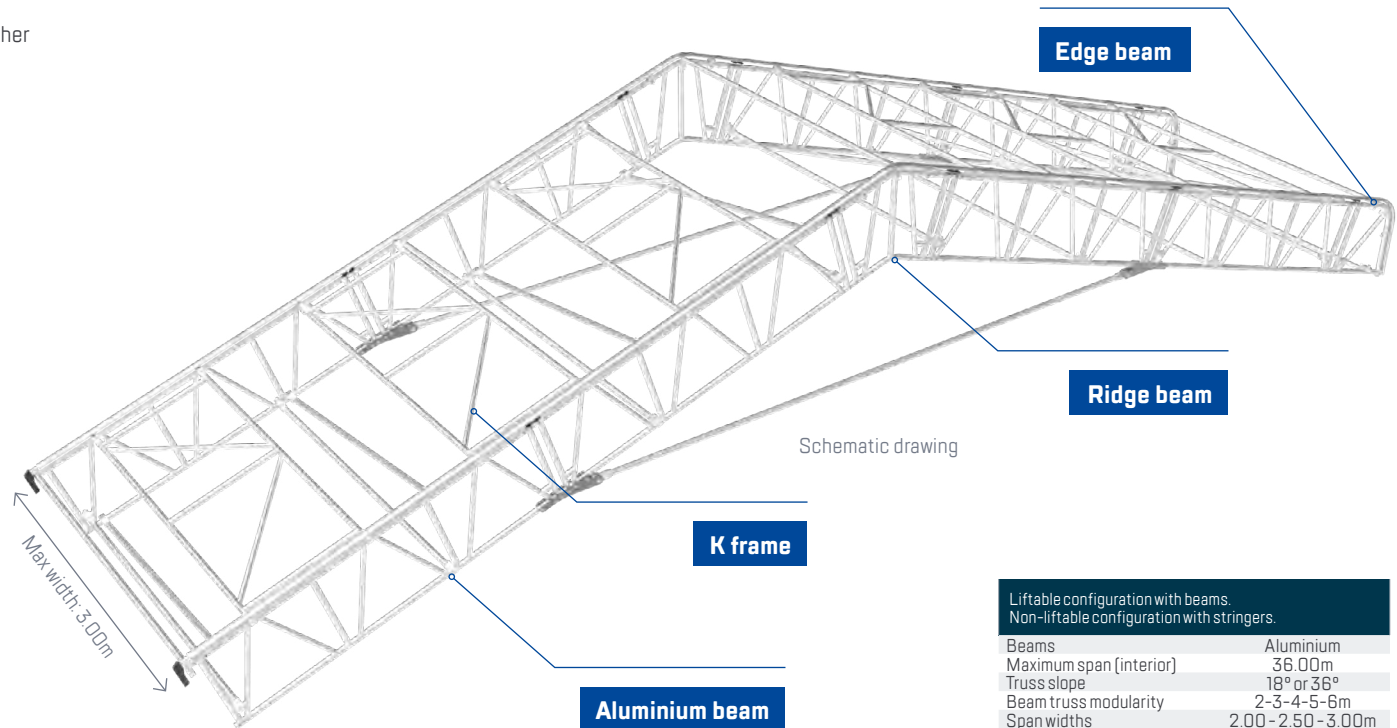
Asymmetrical: the biggest side should be 2 times bigger than the smallest one.

A single side: covering a single side; the minimum angle is 15°.

Vaulted: using 3 or 5 ridge beams.

Larger spans are possible depending on the exact site conditions and whether additional design measures are adopted.

+ Compatible with Comabi and Tendo scaffolds.



Liftable configuration with beams.	
Non-liftable configuration with stringers.	
Beams	Aluminium
Maximum span (interior)	36.00m
Truss slope	18° or 36°
Beam truss modularity	2-3-4-5-6m
Span widths	2.00-2.50-3.00m

GUIDE TO LADDER LIFTS

UP TO 20M

UP TO 32M



APACHE



NEVADA



MONTANA

Material
Use
Max. height
Useable load
Standard
Page

Material	Steel
Use	Intensive
Max. height	20.00m
Useable load	150kg
Standard	In compliance with machine directive 2006-42-CE
Page	94

Material	Aluminium
Use	Intensive
Max. height	20.00m
Useable load	150kg
Standard	In compliance with machine directive 2006-42-CE
Page	96


Material	Aluminium
Use	Intensive
Max. height	32.00m
Useable load	200kg
Standard	In compliance with machine directive 2006-42-CE
Page	Contact us



MATERIAL SUPPLIES

- Set up at 90° to your scaffolds
- All structure levels can be supplied
- Temporary storage areas can be created to avoid congestion in work areas
- Compatible with all structures
- Quick and effortlessly supply: productivity gain
- Material-hoist configurations for vertical assembly on R200 frame or M368 multidirectional facade scaffolding

Reference	Description	SUPPLY			EXTENSION	
		up to 9.00m platform	up to 8.00m platform		APACHE 5.00 m	APACHE/ NEVADA 4.00 m
05011010	APACHE10.60m	1				
05020011	NEVADA10.00m		1			
05022900	MONTANA10.00m			1		
04220018	Console CO8EMD 800	3	3	3	1	1
00033589	Attachment		6	6		2
00081440	Double pivoting collar EN74	6			2	
05011909	Single adjustable support	3			1	
05011902	Steel 5.00m Comfort pack				1	
05022917	Aluminium 4.00m Comfort pack					1



APACHE SPARE PARTS

Reference	Description	Weight(kg)	Barcode
00027300	2.00m extension	10	3534740005126
00033616	Bend unit	10	3534740011257
00033955	Head part	4.2	3534740100180
05011917	Fitted platform	14.3	3534740132426
05011909	Single adjustable support	4.0	3534740122816
05011901	Skip assembly (60L)	44	3534740100203
00033618	Top head part	9.2	3534740011271
05011923	Winch assembly with 42.00m cable	48	353474014986
00033614	Single stay	12	3534740011233

☉ Reference on demand

NEVADA SPARE PARTS

Reference	Description	Weight(kg)	Barcode
05022942	2.00m bottom ladder	14.5	3534740149738
00032076	Platform	15	3534740005546
05022941	Winch assembly with 42.00m cable	55	3534740149721

☉ Reference on demand

MONTANA SPARE PARTS

Reference	Description	Weight(kg)	Barcode
05022905	1.00m bottom ladder (with articulated feet and wheels)	8.5	3534740114200
00033589	Extension fixture / tube Ø 49mm	1	3534740010984
05022910	Platform	13.5	3534740114224
05022913	Tilting device	5.5	3534740114231
05022902	Crate side panel	5.5	3534740114248
05022903	Upper crate extension	8	3534740114255
05022915	Tile-box	7.5	3534740114330
05022901	Right-angle plate	15	3534740114286
05022930	Cross-brace for assembly assistance with wheels	7	3534740114309
05022931	Cable guide	5	3534740114316
05022914	Winch assembly with 65.00m cable	65	3534740114644
00033615	Double stay	55	3534740011240

☉ Reference on demand

APACHE / NEVADA / MONTANA COMMON SPARE PARTS

Reference	Description	Weight(kg)	Barcode
20405120	NEVADA / APACHE Fastening strap for photovoltaic panels	0.12	3178740195250
00033951	NEVADA / APACHE Angle positioner	1.3	3534740100463
05011915	NEVADA / APACHE Right-angle plate	11	3534740132433
00032708	NEVADA / APACHE Material crate side panel	5	3534740007540
00032863	NEVADA / APACHE Tile-box kit	6	3534740007946
00032796	NEVADA / APACHE Plate-holder 1.40 x 3.00m	11	3534740007762
05022911	MONTANA / NEVADA Bend unit support	4	3534740114378
05022907	MONTANA / NEVADA 2.00m extension	11	3534740114187
05022908	MONTANA / NEVADA 1.00m extension	6	3534740114194
05022904	MONTANA / NEVADA Head part	5.3	3534740114217
05022909	MONTANA / NEVADA 0-60° bend unit	15	3534740114262
05022906	MONTANA / NEVADA Lower limit switch	3	3534740114293
00033613	MONTANA / NEVADA Upper adjustable head rest	16	3534740011226

☉ Reference on demand

APACHE



Scan for more info

Product sheet, instructions, photos, ...

In compliance with machine directive **2006-42-CE** | Guarantee (year) **2** | Standard **NF EN 12158-2**

- Automatic lifting without effort and any additional pack
- Truss in galvanized steel for maximum rigidity and lifespan
- Less handling and reduced risks of theft due to winch being incorporated into the base mast
- Vertical lifting possible on R200 frame and M368 multi-directional facade scaffolding (see page 93)

Steel **Intensive** **Max. height 20.00m** **Useable load 150kg/m²**

Pack / kit	Reference	Description	Weight (kg)	Barcode
	05011010	Apache 10.60m with bend section and removable crate side panels	121.0	3534740112046
	05011026	Apache 10.00m construction with skip	175.0	3534740130743
A	05011903	Roofing pack	8.6	3534740112060
B	05011904	Masonry pack (6DL skip)	53.2	3534740112077
C	05011911	Photovoltaic panels pack	11.34	3534740127484
D	05011902	Comfort kit + 5.00m	32.0	3534740112053
E	05011905	Shoring mooring kit	26.0	3534740112084

Reference on demand

Features

Work angle 45-90°
 Steel bend section (included) 0-65°
 Useable length up to 20.00m
 Lifting speed 18m per min with 150kg
 Winch 230V mono. 16A plug. 2 P+ G
 Lifting-lowering-emergency stop remote control
 Length 3m. IP 65
 Cable length 42.00m - Ø 5mm
 Lower slack-cable limit switch
 Upper limit switch: by electric sensor, cable length 22.00m
 Supply cable (not included): < 25m - 3 x 2.5mm²

Steel bend section from 0-65°



Modular crate



Winch incorporated into the base mast



Optional crate (photovoltaic panels pack)



Optional concrete skip (masonry pack)



Optional wire cage (roofing pack)



APACHE 10.60M

- Bend section for angles from 0-65°.
- 2 removable crate side panels included.

Reference	Weight (kg)	Barcode
05011010	121	3534740112046

Composition	Qty	Description
05011923	1	Apache winch base
00027300	4	2.00m extension
00033616	1	Adjustable bend section
00027305	1	1.00m extension
00033955	1	Apache head part
00033962	1	Lower limit switch
05011917	1	Apache fitted platform
05011909	2	Single adjustable support
02731060	2	Wheels support + wheels
00083296	2	Wheels support + wheels
05011915	1	Right-angle plate
00032708	2	Material crate side panel
00034122	2	Bag of 5 pins Ø 10mm
00033963	1	Assembly instructions



APACHE 10.00M CONSTRUCTION

- Bend section for angles from 0-65°.
- 1 skip included.

Reference	Weight (kg)	Barcode
05011026	175	3534740130743

☉ Reference on demand

Composition	Qty	Description
05011923	1	Apache winch base
00027300	4	2.00m extension
00033616	1	Adjustable bend section
00027305	1	1.00m extension
00033955	1	Apache head part
00033962	1	Lower limit switch
05011917	1	Apache fitted platform
05011901	1	Apache 60L skip assembly
05011909	2	Single adjustable support
02731060	2	Wheels support + wheels
00083296	2	Wheels support + wheels
00034122	2	Bag of 5 pins Ø 10mm
00033963	1	Assembly instructions

☉ Reference on demand



INTERCHANGEABLE CAGE WITH LOADING SUPPORTS ADAPTED TO EACH TRADE AVAILABLE IN PACKS

A ROOFING PACK

- Tile-box kit.
- Angle positioners.
 - The pack can be swivelled up to 45°.
 - Greater material stability.



Reference	Weight (kg)	Barcode
05011903	8.6	3534740112060

Composition	Qty	Description
00033951	2	Angle positioner
00032863	1	Tile-box kit
00033963	1	Assembly instructions

B MASONRY PACK

- Concrete skip with top head support.
- Support for the end of the ladder in various configurations.



Reference	Weight (kg)	Barcode
05011904	53.2	3534740112077

Composition	Qty	Description
00033618	1	Top head support
05011901	1	60L skip assembly

NEW

C PHOTOVOLTAIC PANELS PACK

- Fixing the panels with straps
- Wood support panels
- Support width adjustment range: 131 to 171cm
- Stand height 106cm



Reference	Weight (kg)	Barcode
05011911	11.34	3534740127484

ALL CONFIGURATIONS CAN BE EQUIPPED WITH ADDITIONAL KITS FOR MORE COMFORT AND SAFETY

D 5.00M COMFORT KIT

- Added extensions possible for adaptation to the different heights encountered on worksite.



Reference	Weight (kg)	Barcode
05011902	32	3534740112053

Composition	Qty	Description
00034122	1	Bag of 5 pins Ø 10mm
00027300	2	Apache 2.00m extension
00027305	1	Apache 1.00m extension

E SHORING/MOORING KIT

- Ensures perfect stability in certain worksite configurations.
 - Single prop kit.
 - Kit with adjustable window jack.



Reference	Weight (kg)	Barcode
05011905	26	3534740112084

Composition	Qty	Description
05011909	1	Single adjustable support
00033614	1	Single stay
00081440	2	RCM230 pivoting collar EN74
04230050	1	Adjustable window jack 0.80 to 1.30m

NEVADA



Scan for more info

Product sheet, instructions, photos, ...

In compliance with machine directive **2006-42-CE** | Guarantee (year) **2** | Standard **NF EN 12158-2**

- Upgradable to top-range systems, compatible with MONTANA model (same ladders)
- Vertical lifting possible on R200 frame and M368 multi-directional facade scaffolding (see page 93)

Aluminium Intensifve Max. height 20.00 m Useable load 150kg/m²

Pack / kit	Reference	Description	Weight (kg)	Barcode
	05020011	10.00m with 0-60° bend section and 2 side panels, cable 40.00m	170	3534740115313
A	05011903	Roofing pack	8.6	3534740112060
B	05011911	Photovoltaic panels pack	11.34	3534740127484
C	05022917	Comfort kit+4.00m	28	3534740114101
D	05022921	Shoring/mooring kit	74	3534740114156
	05022942	Base ladder 2.00 m 3 bars	8.5	3534740149738

Features

- Useable load 150kg
- Bend section (included) 0 to 60°
- Useable length up to 20.00m
- Work angle 30 to 90°
- Winch 220V mono, 16A plug, 2 P+ G
- Lifting speed 20m per min
- Lifting-lowering-emergency stop remote control
- 24V low voltage
- Lower slack-cable limit switch
- Upper limit switch: by electric sensor
- Supply cable (not included): <25 m - 3 x 2.5mm²

Bend section from 0-60°



Versatile material crate



Removable winch to fit a standard base ladder



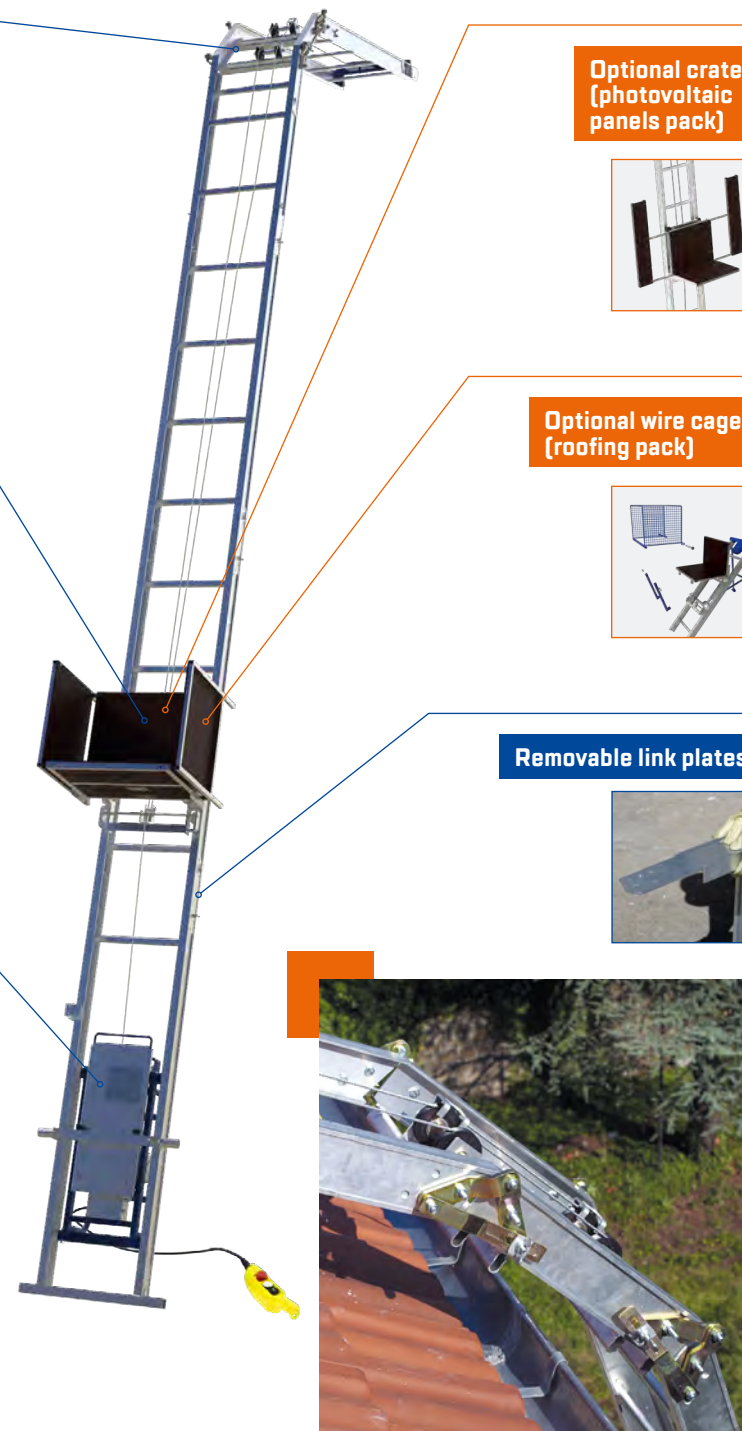
Optional crate (photovoltaic panels pack)



Optional wire cage (roofing pack)



Removable link plates



NEVADA 10.00M

- Bend section for angles from 0-60°.
- 2 removable crate side panels included with a 42.00m cable.

Reference	Weight (kg)	Barcode
05020011	170	3534740115313

Composition	Qty.	Description
05022942	1	Base ladder
05022941	1	Winch assembly (42.00m cable)
05022907	3	2.00m extension
05022909	1	Aluminium bend unit 0 to 60°
05022908	1	1.00m extension
05022904	1	Head part
00032076	1	Platform
05011915	1	Right-angle plate
00032708	2	Material crate side panel
00034122	2	Bag of 5 pins Ø10mm
00034292	1	Assembly instructions



INTERCHANGEABLE CAGE WITH LOADING SUPPORTS ADAPTED TO EACH TRADE AVAILABLE IN PACKS

A ROOFING PACK

- Tile-box kit.
- Bend section for angles from 0-65°.



Reference	Weight (kg)	Barcode
05011903	8.6	3534740112060

Composition	Qty.	Description
00033951	2	Angle positioner
00032863	1	Tile-box kit

NEW

B PHOTOVOLTAIC PANELS PACK

- Fixing the panels with straps
- Wood support panels
- Support width adjustment range: 131 to 171cm
- Stand height 106cm

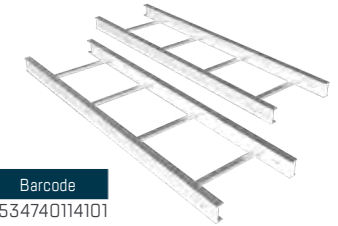
Reference	Weight (kg)	Barcode
05011911	11.34	3534740127484



ALL CONFIGURATIONS CAN BE EQUIPPED WITH ADDITIONAL KITS FOR MORE COMFORT AND SAFETY

C 4.00M COMFORT KIT

- Added extensions possible for adaptation to the different heights encountered on worksite.
- The pack enables the structure's height to be raised by 4.00m.
- The Nevada can be equipped with two «Comfort» packs.




Reference	Weight (kg)	Barcode
05022917	28	3534740114101

Composition	Qty.	Description
05022907	2	2.00m extension

D SHORING/MOORING KIT

- The pack provides a large number of solutions for mooring and shoring:
 - on windows
 - on scaffolding
 - double shoring from the ground
 - shoring against facade surfaces



Reference	Weight (kg)	Barcode
05022921	74	3534740114156

Composition	Qty.	Description
00033615	1	6.00m double stay
00033589	4	Extension fixture / tube Ø 49mm

ARTICLE 1 - GENERAL PROVISIONS

Present general conditions define sales conditions between the company TUBESCA-COMABI and its customers (here in-after referred to as "the Purchaser").

1.1 General conditions of sales applicable to every order are the conditions presented in the catalogue, or appended to the price-list in force, or to the invoice.

1.2 Placing an order implies the Purchaser's full and unreserved adhesion to present general conditions of sales of TUBESCA-COMABI company (here in-after referred to as «the Seller»).

1.3 All other documents such as prospectus, catalogues, instructions, price-lists, advertisements, other details or prints issued by the Seller are for information purposes only. Consequently, no clauses that may appear in the Purchaser's correspondence or orders may constitute a waiver of this rule unless otherwise expressly stipulated in the Seller's offers or acknowledgments. Especially, General Sales Conditions prevail on eventual General Purchasing Conditions, except in case of expressed agreement from the Seller.

1.4 Except if clearly indicated by the Seller, quotes are valid for 1 month after sending. Any offer is strictly limited to the Purchaser attention and can not be transferred to any third party without the Seller agreement. Orders will only be considered to be definitive after confirmation has been issued by the Seller. Solely information contained on this latter document will be considered to be valid. Any contestation of the elements mentioned in Order Acknowledgment must be addressed in writing (by e-mail or fax) by the Purchaser within 24 hours of reception, under penalty of foreclosure.

1.5 No order cancellation shall be valid without express acceptance by the Seller.

1.6 Should the order be cancelled, any down-payments will remain the Seller's property so as to cover damages, notwithstanding the latter's right to demand for the sale to be completed.

1.7 The Seller reserves the right to make any modification to its production that it deems to be of use, or appropriate, without any obligation to apply the said modifications to any equipment already supplied or on order.

1.8 Due to administrative order processing costs, we are unable to accept any orders for a value of under 500 € VAT excluded. This represents our minimum Order Value (excluding transportation costs).

1.9 The Seller reserves the right to cancel an order, even after it has been acknowledged, if guarantees of payment offered by the Purchaser appear to be insufficient to the Seller and this without the Purchaser having the right to claim for any compensation whatsoever.

1.10 A fixed contribution to study costs of 100 € will be claimed for any specific production requirement. This lump sum may be deducted from the Quote if Purchase Order of this special product requirement occurs within 3 months after Quote issue.

1.11 The Seller reserves the right, as an independent company, to subcontract all or part of the Buyer's Purchase Order.

ARTICLE 2 - DELIVERY - CONDITIONS AND SCHEDULES

Goods are deemed to have been delivered when handed over to the Carrier in charge of transportation to the address specified on the Order Acknowledgment. Goods delivery is considered as "not unloaded". The Purchaser remains in charge of unloading in full safety conditions. Such delivery carried out under below financial conditions, unless otherwise stipulated in the Order Acknowledgment.

2.1 Minimum Order Value:

Minimum Order Value is granted according to Contract defined between the Seller and the Purchaser.

Delivery dates are communicated for information only. Consequently, no delivery delay can lead to penalties nor damages unless expressly agreed between the Seller and the Purchaser.

ARTICLE 3 - PRICES AND INVOICING

Unless expressly agreed in the Order Acknowledgment, products are supplied and invoiced at the price in force at the time of order receipt. For articles requiring a quotation and for special installations, prices established on bases known on the date specified in the order acknowledgment are subject to revision in order to take into account any modification in official material and wage indices.

Unless otherwise specified in the Order Acknowledgment, prices include standard packaging but not transportation. Any taxes and customs duties paid outside France shall be exclusively at the Purchaser's expenses. It is expressly agreed that the price of products will always be denominated in Euros.

ARTICLE 4 - TRANSPORT

All transport, insurance, customs and handling operations are depending on the applicable agreed Incoterm carried out at the Purchaser's risk, even in the case of free-of-charge supplies. Consequently, the Seller may not be held liable in any of these respects, especially concerning the choice of carrier. As a result, goods travel at the Purchaser's risk, notwithstanding provisions relating to reservation of ownership and the payment of transport costs. No clause specifying special dispatch conditions can be considered as a derogation of this rule.

ARTICLE 5 - RESERVATIONS

5.1 Non-compliance

All goods sold are considered as conform to Purchase Order and accepted by the Purchaser if, within 72 hours following goods receipt, no written claim has been addressed to the Seller.

In case of non-conformity or disputed delivery, any claim must be sent in writing within 72 hours following delivery to: sales@tubesca-comabi.com

Any dispute has to be precise and documented otherwise they won't have any legal value and won't be considered by the Carrier insurance. Damage during transport. We remind you that any delivery must be thoroughly checked during unloading:

Details of supplied equipment in accordance with delivery form, State of goods received even if under protective film,

Detailed description of the damage undergone by each reference. If no reservation is made in qualitative or quantitative terms on the carrier's receipt, no claim will be taken into consideration. Notations such as «received pending inspection» or «subject to control» are not taken into account by carriers' insurance companies. Applicable French law does not recognize hidden damage, only anomalies that can be seen on delivery are taken into account. For any damage incurred during transport, reservations must be marked on delivery slip, specifying the nature and extent of the damage; the words «subject to unpacking, damage or counting» do not have any legal value. Hidden damage caused by an impact or brutal handling may occur without necessarily leading to any visible damage on packaging. It is therefore essential for goods to be completely unpacked on their arrival and, if necessary, in the event of any dispute, reception should be suspended to enable a cross-examination to be carried out together with the delivering Carrier. Reservations must be confirmed in respect of the Carrier in compliance with the provisions set forth in Article L. 133-3 of the French Commercial Code. Should above recommendations not be followed, the consignee will lose all its rights in respect of the Carrier: the Seller cannot be called upon as a substitute for the latter's responsibility.

ARTICLE 6 - GUARANTEE

Goods are guaranteed against any manufacturing defects for the duration indicated on catalogues and pricelists in force at the date of the order. Should any visible or latent defect be discovered, the guarantee is limited to the repair (with a return to our workshops) or the replacement of any element recognized as being faulty, as decided by the Seller, and excluding any reimbursement or compensation for auxiliary costs, including labour or replacement costs, costs resulting from goods immobilization and/or damages. IMPORTANT: Keep your proof of purchase (invoice of delivery slip), as it will be requested from you should the guarantee be applied. Any intervention made under the terms of the guarantee shall not extend the duration thereof. Coverage under the terms of the guarantee implies the prior return of the product of the faulty element to the Seller at the Purchaser's expense. Liability will be effectively accepted after the Seller's diagnosis confirming the faulty nature of the product. In the event of any claim, the Purchaser shall not have the right to postpone payment for the goods under any circumstances whatsoever, nor make any deduction on any sums due.

ARTICLE 7 - DISCLAIMER CLAUSE

Any defects or deterioration caused by normal wear, by an external accident or by incorrect assembly, faulty servicing, abnormal and/ or abusive use (overloading, etc.) or even by a modification and/ or repair and/ or integration of the product not provided for by the Seller, are excluded from the guarantee.

Furthermore, the Seller's liability is limited to the defects of its products but not to any defects that may appear in relation to the integration or adjunction of its products to those of other suppliers. It is the Purchaser's responsibility to check the compliance of the product with the use for which it is intended, as he is responsible for the conditions of use of the delivered product. Under no circumstances may the Seller be held responsible in the event of human injury or material damage resulting from the use of the goods or occurring at the time the goods are in use. Under no circumstances may the Seller be required to repair any indirect damage, including any operating or profit losses, indirect losses or consequential damages, irrespective of its nature, that may be incurred by the Purchaser or any third party. In any cases, the value of any damages to be paid to the Purchaser shall be limited to the purchase value of the disputed products.

ARTICLE 8 - PAYMENT

Conditions

Every Purchase Order shall raise an invoice, which, in principle is to be paid in full.

The purchaser shall bear the costs for selected means of payment. Unless a prior agreement has been reached to the contrary, all invoices shall be paid in compliance with their mentioned conditions. Late payment or default on payment.

Should an invoice not be accepted or not be paid at its due date, full amount of receivables due to the Seller shall become due immediately irrespective of the means of payment chosen, any legal interest, agios, return and recovery costs being at the debtor's expense. In the event of any late payment, the Seller may suspend all orders in progress. Default of payment shall give the Seller full rights to cancel the sale if he so wishes and under these conditions, he will be freed of any commitments with regards to the Purchaser and authorized to re-take possession of any unpaid goods. Cancellation will not only concern the order in question, but also any previously unpaid or current orders regardless of whether they have already been delivered or are in the course of delivery, and whether payment for them is due or not. The Purchaser shall reimburse all costs incurred as a result of contentious recovery of outstanding sums.

Late payment penalties.

As from the first day on which the date of payment indicated on the invoice has been over-run, outstanding sums will be subject to application of penalties amounting to three (3) times the legal interest rate calculated on the sum due, taxes included, and without requiring any prior notice. All calendar months that have begun are due entirely with regard to interest. Non-fulfilment of payment commitments by the Purchaser shall make him liable by right to the payment of any expenses incurred and bore by the company TUBESCA-COMABI.

ARTICLE 9 - RETENTION OF TITLE OF OWNERSHIP

The Seller retains the title of Ownership of the identified goods on this document until they are fully paid. Should the price not have been paid at the agreed due date, the Seller may take the goods back, the sale will be cancelled by rights if the Seller so wishes and any down-payments made to him shall be retained in return for any use of the equipment from which the Purchaser may have already benefited. Transfer of risks: Goods shall remain the property of the seller until they have been paid in full, but the Purchaser will become liable for them as from the time when they are materially handed over; transfer of possession giving rise to transfer of risks; consequently, the Purchaser shall commit himself to immediately taking out an insurance policy providing guarantees against any risks of loss, theft or destruction of the designated goods. The Purchaser shall give a personal undertaking to the Seller not to dispose of, by any means whatsoever, either in full ownership or as a pledge, the goods purchased before payment of their price in full. Should the Purchaser refuse to return any unpaid goods, a simply summary order shall be sufficient to dissolve the sale and authorize repossession of the said goods.

ARTICLE 10 - RETURN OF GOODS

No return of goods will be accepted without prior written agreement from the Seller sales department and according to detailed conditions.

ARTICLE 11 - FORCE MAJEURE

Any circumstances beyond the Seller's control, such as strikes or lockouts (including amongst subcontractors), fires, mechanical breakdowns, wars or riots, pandemic, legislative measures, or subcontractors- being absent or late and thereby causing a delay in deliveries, shall authorize the Seller to postpone the delivery date of the order, or reduce or cancel it without the Purchaser having any right to claim for compensation in this respect.

ARTICLE 12 - PERSONAL DATA PROTECTION

The Seller collects and processes personal data in accordance with the regulations in force applicable to its personal data and confidentiality policy and which completes these general sales conditions, of which it is an integral part. As such, the Purchaser is invited to consult it on our website www.tubesca-comabi.com.

ARTICLE 13 - CHOICE OF COURT CLAUSE AND APPLICABLE LAW

By express convention, any dispute will be filed with the Commercial Court of the Seller's registered offices, which shall have exclusive jurisdiction regardless of delivery place, means of payment and even in the event of multiple defendants or the introduction of third parties. Only French law will apply.

THE GROUP

Frénéhard & Michaux is a family group of industrial companies with more than 1,200 employees worldwide. The group companies support professionals in their working lives by offering quality products and services which meet their needs for protection solutions for working at height, as well as roofing and fixing accessories.

OUR VISION

All Frénéhard & Michaux companies share the same industrial tradition, a great "materials" expertise focusing on aluminium and steel, and the same approach to height (light-access products, fixed scaffolding, collective and personal fall protection, roofing and fixing accessories).


Our 24 international locations enable us to supply exactly the products you need in Europe.

OUR AMBITION

- Create synergies between our companies.
- Reinforce each core business for all companies.
- Capitalize on our historical brands to gain new market shares.
- Grow in industry and construction markets.
- Jointly invest in R&D to improve and expand our offer.

OUR MISSION

The Frénéhard & Michaux mission consists of unifying the group's companies and brands around four essential areas: Serve our professional customers with the best products and appropriate solutions wholly in line with their needs. Offer a sincere, long-lasting and empowering work setting for our employees. Offer a decent, lasting return on investments. Assume our responsibilities towards society and the environment.



THE TUBESCA-COMABI COMPANY

Tubesca-Comabi is built on nearly 70 years of expertise in solutions for access, working and protection at height.

With production capacities distributed across France, the company manufactures and markets universal access solutions such as ladders, stepladders, platforms, scaffold towers, as well as worksite applications, facade scaffolding, temporary roofing system, ladder lifts, and solutions developed for industrial and aeronautics maintenance, and transport.

Tubesca-Comabi dedicates its human and industrial resources to serving its clients and delivering high-quality, innovative products and services, both in France and internationally, in compliance with the applicable standards and regulations.

Tubesca-Comabi's global offering covers all requirements for access, working and protection at height that professionals in the construction and industry sectors are confronted with.





EXPORT SALES ADMINISTRATION

Tel: +33(0)4 74 00 90 90
Fax: +33(0)1 48 46 68 42
sales@tubescacomabi.com

2 PRODUCTION SITES IN FRANCE

 Route de Boves
80250 Ailly-sur-Noye

 976 Route de Saint-Bernard
01604 Trévoux



Download
the catalogue



FIND US ON
SOCIAL NETWORKS



OR GO TO
WWW.TUBESCA-COMABI.COM