

ACCESS, WORK AND PROTECTION AT HEIGHT

CATALOGUE



2025 NEW MODELS

DOUBLE ACCESS

For finishing and maintenance

Aluminium step ladder, available **without guardrail or with folding guardrail** - complies with standard EN 131 - professional class.

PAGE 52



GATE VELOCE

with automatic two-way closing and **retractable wheels**.

PAGE 20



KOLOS MAXIBAT

To be rediscovered with a **composite footrest and hinges guaranteed for 25 years**, offering high performance and ultra-resistance on worksites.

PAGES 49 - 50



FOLDING RAPTORSCOPIC

Braces guardrail

3/4-step version with **folding guardrail**, takes up very little space and is very practical for transport.

PAGE 19




NEW 2025 MODEL

FLEX'UP +

New model

With **2 adjustable feet** on the same side. Telescopic sliding tops for versatile use.

PAGE 74



CSR NEWS

Tubesca-Comabi has been awarded the **Ecovadis Platinum Medal**, placing us in the **top 1% of companies** assessed by the organisation over the last 12 months in terms of corporate social responsibility (CSR).

This is an important milestone in our commitment to sustainable, responsible and transparent practices.



To complete our range, we also offer a selection of **ARTUB** products for domestic use.

PAGES 98 to 110





Every day, we rely on indicators to make **responsible purchases** and **the rights choices**.

Every field, every product has its own rating. So why not **US** ?

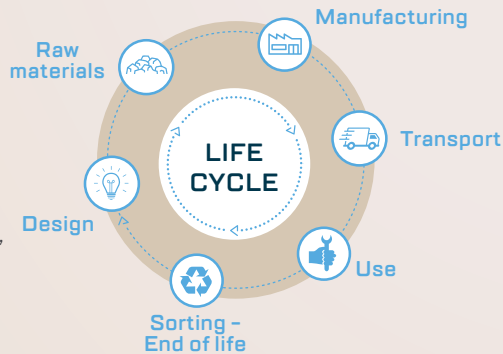


Starting from this observation, we decided to create **our own label**.



A label that recognizes products with low environmental impact **at every stage of their life**

Based in part on **Life Cycle Assessment (LCA)** of products, our method accurately assesses environmental impact, from design to end of life.



To obtain this certification, products must achieve **at least 80%** of the maximum score.

The label is awarded on the basis of an eco-score made up of **14 criteria**.

Design & raw materials



Life cycle analysis of the product



Recycled materials in the product > 25%



Recycled material in the packaging > 90%



European suppliers



No hazardous substances



Use of wood or paper from sustainably managed forests

Manufacturing & transport



Made in France



ISO 14001 certified factory



No excessive packaging

Use & end of life



Product reparability



Assembly instructions for spare parts



Minimum lifespan of 5 years



Recyclable materials in the product > 80%



Recyclable materials in the packaging > 80%



See the list of products concerned in the catalogue and more information in the video.



COMPOSITE

AN INNOVATIVE AND ULTRA-DURABLE MATERIAL



Here at Tubesca-Comabi, we're constantly innovating to further **improve our products.**



User comfort and safety are key factors in this work



Composite, **an innovative and versatile material** is widely used in high-tech sectors, such as :



automotive



energy



aeronautics



construction

Our composite is composed of **glass fibre-reinforced polyamide**, delivering remarkable **durability performances.**

A commitment to a product range that is increasingly **eco-friendly** whilst also offering **high performance technical solutions.**



Mechanical resistance



Resistance to **extreme temperatures** (as low as to **-20°C**)



Wear resistance



An ultra-lightweight material for improved product handling



MADE IN FRANCE

Materials made in France



A production process that reduces the material's carbon footprint

Composite is already used in the manufacture of the following products and will **gradually be extended to other models.**



STABIL
wheel protection bells

A SELECTION OF **PLATFORMS**
guardrail hinges
and uprights

KOLOS
hinges
and footrest

MAXIBAT
hinges
and footrest



MORE INFORMATION IN OUR VIDEO



OUR PLATFORMS



SHERPASCOPIC GATE GUARDRAIL
PAGE 12



INSULATED SHERPA
PAGE 16

RAPTOR - BRACES GUARDRAIL

PAGE 17












VELOCE GATE GUARDRAIL

PAGE 20



GUIDE TO PLATFORMS

UNIVERSAL

	TETRIS	HELIS	RAPTOR GUARDRAILS	VELOCE GUARDRAILS	RAPTORSCOPIC GUARDRAILS	NEW FOLDING RAPTORSCOPIC GUARDRAILS
Use	Intensive	Intensive	Regular	Regular	Regular	Regular
Material	Steel	Steel	Aluminium	Aluminium	Aluminium	Aluminium
Max. working height	3m	2.68m	3.63m	3.63m	3.60m	2.95m
Level offset	✓	✓			✓	✓
Standard	PIRL NF P 93353	PIRL NF P 93353	EN 131-7 ⁽¹⁾ PIRL NF P 93353 PIR NF P 93352	EN 131-7 ⁽¹⁾ PIRL NF P 93353 ⁽²⁾	EN 131-7 ⁽¹⁾ PIRL NF P 93353 PIR NF P 93352	EN 131-7 ⁽¹⁾ PIRL NF P 93353
Label	 Ref. NF 096		 Ref. NF 096	 Ref. NF 096 ⁽³⁾	 Ref. NF 096	 Ref. NF 096
Green impact label						
Class	Professional	Professional	Professional	Professional	Professional	Professional
Page	Contact us	Contact us	17	20-21	18	19

+ FOR SPIRAL STAIRCASES

+ MOVING WHEELS

+ TELESCOPIC

+ FOLDING GUARDRAIL

(1) except straps version

(1) except straps version
(2) except 7-step models
(3) except 7-step models

(1) except straps version

(1) except straps version



UNIVERSAL

SPECIAL PURPOSES

ELECTRICITY

CONSTRUCTION

MAINTENANCE

SHELVING

SHELVING



SHERPAMATIC
GUARDRAILS
• GATE
• BRACES

+ CRANEABLE

Ultra intensive
Aluminium
3.87m

EN 131-7
PIRL NF P 93353
PIR NF P 93352

NF
Ref. NF 096



Professional

10-11



SHERPASCOPIC
GUARDRAILS
• GATE
• BRACES

+ TELESCOPIC

Ultra intensive
Aluminium
4.50m

EN 131-7
PIRL NF P 93353
PIR NF P 93352

NF
Ref. NF 096



Professional

12-13



FOLDING SHERPASCOPIC
GUARDRAILS
• GATE
• BRACES

+ FOLDING GUARDRAIL

Ultra intensive
Aluminium
3.61m

EN 131-7
PIR NF P 93352

NF
Ref. NF 096



Professional

14-15



INSULATED SHERPA

+ FIBREGLASS

Ultra intensive
Mixed aluminium /
fibreglass
3.17m

EN 131-7
PIRL NF P 93353
EN 50528

Professional

16



FORMWORK GANGWAY

+ CRANEABLE

Ultra intensive
Aluminium
3.48m

Professional

Contact us



MAINTENANCE PLATFORM

Intensive
Aluminium
3.78m

Professional

22



MOBILE WAREHOUSE PLATFORM

Intensive
Aluminium
5.26m

Professional

23



STABIL

+ RETRACTABLE CASTORS

Regular
Aluminium
2.50m

NF E 85301

Professional

Contact us

SHERPAMATIC - GATE GUARDRAIL

STURDY AND COMFORTABLE PLATFORM



Standard **EN 131-7 / PIRL NF P 93-353 / PIR NF P 93-352** | Decree **2004-924** | Guarantee (year) **5**



- 4-sided rigid guardrail with automatic closing mechanism
- Two-way opening for the guardrail: open for the ascent, to be unlocked for the descent
- 80mm non-slip steps
- Detachable compartmentalised tool holder, can hold up to 25kg, with integrated hooks (max. 10 kg)
- XL tray supporting up to 25kg
- Retractable stabilisers with millimetric adjustment system
- High comfort 600 x 400mm non-slip aluminium platform with automatic lock
- Anti-lift floor hook
- Comfortable, ergonomic workspace
- All-terrain Ø 175mm moving wheels
- High safety covering footpads

Guardrail with automatic closing gate



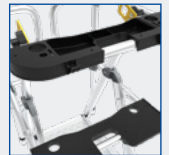
High comfort 600x400mm aluminium non-slip platform



Lifting rings



2 interchangeable, removable tool-holding shelves



Ribbed all-terrain wheels Ø 175mm



Model shown: 02272916

- Aluminium**
- Ultra intensive**
- Flat surface**
- Maximum load 150kg**
- Professional class**
- Recyclable up to 86%**

Reference	Number of rungs / steps	Folded product height (m)	Thickness of folded product (m)	Maximum platform height (m)	Working height max (m)	Footprint (maximum adjustment) (m)	Overall width (without stab) (m)	Overall width (with stab - max adjustment) (m)	Weight (kg)	Barcode
02272913	3	2.11	0.35	0.70	2.70	1.29	0.68	1.54	22	3178740247607
02272914	4	2.37	0.35	0.94	2.94	1.49	0.68	1.62	23.40	3178740247614
02272915	5	2.62	0.35	1.18	3.18	1.68	0.68	1.66	25	3178740247621
02272916	6	2.87	0.35	1.41	3.41	1.87	0.68	1.83	26.40	3178740247638
02272917	7	3.12	0.35	1.64	3.64	2.05	0.68	2.01	28.60	3178740247645
02272918	8	3.37	0.35	1.87	3.87	2.24	0.68	2.20	30	3178740247133

The platform is counted as a step.

All references comply with the EN 131-7 standard.

The NF marking certifies the product's compliance with the NF P 93-353 standard (3-6-step models), the NF P 93-352 standard (7- and 8-step models), and the NF096 framework.

Produsenforskriften Certificate C901062. Tested and certified by RISE.



SHERPAMATIC - BRACES GUARDRAIL

STURDY AND COMFORTABLE PLATFORM



Standard **EN 131-7 / PIRL NF P 93-353 / PIR NF P 93-352** | Decree **2004-924** | Guarantee (year) **5**



- 4-sided rigid guardrail with fall protection rails and semi-automatic closing mechanism
- 80mm non-slip steps
- Detachable compartmentalised tool holder, can hold up to 25kg, with integrated hooks (max. 10kg)
- XL tray supporting up to 25kg
- Retractable stabilisers with millimetric adjustment system
- High comfort 600 x 400mm non-slip platform in bio-sourced wood with automatic lock
- Anti-lift floor hook
- Ergonomic and comfortable workspace
- All-terrain Ø 175mm moving wheels
- High safety covering footpads

Guardrail with semi-automatically closing fall protection braces




80mm steps



Robust one-piece hinges



High comfort 600x400mm non-slip platform in eco-sourced wood



Stabilisers with millimetric adjustment system



Model shown: 02272906

- Aluminium**
- Ultra intensive**
- Flat surface**
- Maximum load 150kg**
- Professional class**
- Recyclable up to 87%**

Reference	Number of rungs / steps	Folded product height (m)	Thickness of folded product (m)	Maximum platform height (m)	Working height max (m)	Footprint (maximum adjustment) (m)	Overall width (without stab) (m)	Overall width (with stab - max adjustment) (m)	Weight (kg)	Barcode
02272903	3	2.11	0.35	0.70	2.70	1.29	0.68	1.55	21.80	3178740247553
02272904	4	2.37	0.35	0.94	2.94	1.49	0.68	1.62	23	3178740247560
02272905	5	2.62	0.35	1.18	3.18	1.68	0.68	1.66	24.20	3178740247577
02272906	6	2.87	0.35	1.41	3.41	1.87	0.68	1.83	25.40	3178740247584
02272907	7	3.12	0.35	1.64	3.64	2.05	0.68	2.01	27.20	3178740247591
02272908	8	3.37	0.35	1.87	3.87	2.24	0.68	2.20	29.80	3178740247126

The platform is counted as a step.

All references comply with the EN 131-7 standard.

The NF marking certifies the product's compliance with the NF P 93-353 standard (3-6-step models), the NF P 93-352 standard (7- and 8-step models), and the NF096 framework.



SHERPASCOPIC - GATE GUARDRAIL

STURDY AND ALL-TERRAIN PLATFORM



Standard **EN 131-7 / PIRL NF P 93-353 / PIR NF P 93-352** | Decree **2004-924** | Guarantee (year) **5**

STURDY AND TELESCOPIC

- 4-sided rigid guardrail with automatic closing mechanism
- Telescopic surfaces allowing for level offsetting
- Intuitive and secure height adjustment system, adjustment every 23cm
- Non-slip steps, 80mm (fixed section) and 60mm (telescopic section)
- Detachable compartmentalised tool holder, can hold up to 25kg, with integrated hooks (max. 10kg)
- XL tray supporting up to 25kg
- High comfort 600 x 400mm non-slip aluminium platform with automatic lock
- Ergonomic and comfortable workspace
- Retractable stabilisers with millimetric adjustment system
- All-terrain Ø 175mm moving wheels
- High safety covering footpads

Guardrail with automatic closing gate




High comfort 600x400mm aluminium non-slip platform



Lifting rings



2 interchangeable, removable tool-holding shelves



Ribbed all-terrain wheels Ø 175mm



Model shown: 02272961

- Aluminium
- Ultra intensive
- Flat surface/Level offset
- Maximum load 150kg
- Professional class
- Recyclable up to 88%

Reference	Number of rungs / steps	Folded product height (m)	Thickness of folded product (m)	Minimum platform height (m)	Maximum platform height (m)	Minimum working height (m)	Working height max (m)	Footprint (maximum adjustment) (m)	Overall width (without stab) (m)	Overall width (with stab - max adjustment) (m)	Weight (kg)	Barcode
02272960	3/4	2.16	0.40	0.72	0.95	2.72	2.95	1.64	0.68	1.69	26.40	3178740247683
02272961	5/7	2.62	0.40	1.14	1.61	3.14	3.61	2.17	0.68	2.10	31.60	3178740247690
02272962	8/10	3.37	0.40	1.84	2.30	3.84	4.30	2.74	0.68	2.66	35.80	3178740247706
02272963	8/11	3.37	0.40	1.84	2.50	3.84	4.50	2.93	0.68	2.75	39.40	3178740247157

The platform is counted as a step.

All models comply with the EN 131-7 standard.

The NF marking certifies the product's compliance with the NF P 93-353 standard (3-4-step models), the NF P 93-352 standard (5-7-step models and above), and the NF096 framework.

Produsenforskriften Certificate C901062. Tested and certified by RISE.



SHERPASCOPIC - BRACES GUARDRAIL

STURDY AND ALL-TERRAIN PLATFORM



Standard **EN 131-7 / PIRL NF P 93-353 / PIR NF P 93-352** | Decree **2004-924** | Guarantee (year) **5**

STURDY AND TELESCOPIC

- 4-sided rigid guardrail with fall protection rails and semi-automatic closing mechanism
- Telescopic surfaces allowing for level offsetting
- Intuitive and secure height adjustment system, adjustment every 23cm
- Non-slip steps, 80mm (fixed section) and 60mm (telescopic section)
- Detachable compartmentalised tool holder, can hold up to 25kg, with integrated hooks (max. 10kg)
- XL tray supporting up to 25kg
- High comfort 600 x 400mm non-slip platform in bio-sourced wood with automatic lock
- Ergonomic and comfortable workspace
- Retractable stabilisers with millimetric adjustment system
- All-terrain Ø 175mm moving wheels
- High safety covering footpads

80mm steps (fixed section) and 60mm steps (telescopic section)




Intuitive, safe height adjustment locking pivot



Guardrail with semi-automatically closing fall protection braces



High comfort 600x400mm non-slip platform in eco-sourced wood



Millimetrically adjustable stabilisers



Model shown: 02272951

- Aluminium**
- Ultra intensive**
- Flat surface/Level offset**
- Maximum load 150kg**
- Professional class**
- Recyclable up to 88%**

Reference	Number of rungs / steps	Folded product height (m)	Thickness of folded product (m)	Minimum platform height (m)	Maximum platform height (m)	Minimum working height (m)	Working height max (m)	Footprint (maximum adjustment) (m)	Overall width (without stab) (m)	Overall width (with stab - max adjustment) (m)	Weight (kg)	Barcode
02272950	3/4	2.16	0.40	0.72	0.95	2.72	2.95	1.64	0.68	1.69	25	3178740247652
02272951	5/7	2.62	0.40	1.14	1.61	3.14	3.61	2.17	0.68	2.10	29.80	3178740247669
02272952	8/10	3.37	0.40	1.84	2.30	3.84	4.30	2.74	0.68	2.66	34.40	3178740247676
02272953	8/11	3.37	0.40	1.84	2.50	3.84	4.50	2.93	0.68	2.75	38	3178740247140

The platform is counted as a step.

All models comply with the EN 131-7 standard.

The NF marking certifies the product's compliance with the NF P 93-353 standard (3-4-step models), the NF P 93-352 standard (5-7-step models and above), and the NF096 framework.



FOLDING SHERPASCOPIC - GATE GUARDRAIL

FOR MINIMUM SPACE REQUIREMENTS



Standard **EN 131-7 / PIR NF P 93-352** | Decree **2004-924** | Guarantee (year) **5**

FOLDABLE GUARDRAIL

- 4-sided rigid guardrail with automatic closing mechanism
- Non-slip steps, 80mm (fixed section) and 60mm (telescopic section)
- Removable compartmentalised tool holder, 25kg resistance, with integrated hooks (max. 10kg)
- XL resistant tray 25kg
- High comfort 600 x 400mm aluminium non-slip floor
- Comfortable, ergonomic workspace
- Retractable stabilisers with millimetric adjustment system
- Telescopic surfaces allowing for level offsetting
- Intuitive and secure height adjustment system, adjustment every 23cm
- All-terrain Ø 175mm moving wheels

High comfort 600x400mm aluminium non-slip platform



80mm steps (fixed section) and 60mm steps (telescopic section)



Guardrail with automatic closing gate



Anti-lift hook



Intuitive, safe height adjustment locking pivot



- Aluminium**
- Ultra intensive**
- Flat surface/Level offset**
- Maximum load 150kg**
- Professional class**
- Recyclable up to 86%**

Reference	Number of rungs / steps	Folded product height (m)	Thickness of folded product (m)	Minimum platform height (m)	Maximum platform height (m)	Minimum working height (m)	Working height max (m)	Footprint (maximum adjustment) (m)	Overall width (without stab) (m)	Overall width (with stab - max adjustment) (m)	Weight (kg)	Barcode
02272921	5/7	2.18	0.42	1.14	1.61	3.14	3.61	2.17	0.68	2.10	32.60	3178740247171

The platform is counted as a step.
The NF mark certifies compliance with the NF P 93-352 standard and with the NF096 Framework.



FOLDING SHERPASCOPIC - BRACES GUARDRAIL

FOR MINIMUM SPACE REQUIREMENTS



Standard **EN 131-7 / PIR NF P 93-352** | Decree **2004-924** | Guarantee (year) **5**

FOLDABLE GUARDRAIL

- 4-sided rigid guardrail with folding, semi-automatically closing Saloon-style rails
- Folding guardrail for greater compactness
- Non-slip steps, 80mm (fixed section) and 60mm (telescopic section)
- Removable compartmentalised tool holder, 25kg resistance, with integrated hooks (max. 10kg)
- XL resistant tray 25kg
- High comfort 600 x 400mm non-slip floor in ecologically sourced wood
- Ergonomic and comfortable workspace
- Retractable stabilisers with millimetric adjustment system
- Telescopic surfaces allowing for level offsetting
- Intuitive and secure height adjustment system, adjustment every 23cm
- All-terrain Ø 175mm moving wheels

Robust one-piece hinges




Guardrail deployment system



Guardrail with semi-automatically closing fall protection braces



High comfort 600x400mm non-slip platform in eco-sourced wood



- Aluminium
- Ultra intensive
- Flat surface/Level offset
- Maximum load 150kg
- Professional class
- Recyclable up to 87%

Reference	Number of rungs / steps	Folded product height (m)	Thickness of folded product (m)	Minimum platform height (m)	Maximum platform height (m)	Minimum working height (m)	Working height max (m)	Footprint (maximum adjustment) (m)	Overall width (without stab) (m)	Overall width (with stab - max adjustment) (m)	Weight (kg)	Barcode
02272920	5/7	2.18	0.40	1.14	1.61	3.14	3.61	2.17	0.68	2.10	30.20	3178740247164

The platform is counted as a step.
The NF mark certifies compliance with the NF P 93-352 standard and with the NF096 Framework.



INSULATED SHERPA - BRACES GUARDRAIL

THE COMFORT OF A SHERPA, WITH THE ADDED BONUS OF INSULATION



MADE IN FRANCE

Standard **EN 131-7 / PIRL NF P 93-353** | Decree **2004-924** | Guarantee (year) **2** | Electrical test in compliance with **EN 50528**

FIBREGLASS

- The fibreglass material used for the uprights means users are protected from electric shocks while working
- 4-sided rigid guardrail with braces and insulated rilsan-coated protection
- 80mm non-slip steps
- Detachable compartmentalised tool holder, can hold up to 25kg, with integrated hooks (10kg)
- XL tray supporting up to 25kg
- High comfort 600 x 400mm non-slip floor in ecologically sourced wood
- Anti-lift floor hook
- Ergonomic and comfortable workspace
- Retractable stabilisers with millimetric adjustment system
- All-terrain Ø 175mm moving wheels

Guardrail with braces and insulating rilsanised protection



Insulated fibreglass uprights



2 interchangeable, removable tool holder shelves



High comfort 600x400mm non-slip platform in eco-sourced wood



Ribbed all-terrain wheels Ø 175mm



Model shown: 02272854

- Mix aluminium/fibreglass**
- Ultra intensive**
- Flat surface**
- Maximum load 150kg**
- Professional class**

Reference	Number of rungs / steps	Folded product height (m)	Thickness of folded product (m)	Maximum platform height (m)	Working height max (m)	Footprint (maximum adjustment) (m)	Overall width (without stab) (m)	Overall width (with stab - max adjustment) (m)	Weight (kg)	Barcode
02272853	3	2.12	0.34	0.71	2.71	1.29	0.68	1.52	21.40	3178740248833
02272854	4	2.37	0.34	0.94	2.94	1.48	0.68	1.62	22.60	3178740248840
02272855	5	2.62	0.34	1.17	3.17	1.67	0.68	1.61	24.40	3178740247188

The platform is counted as a step.

*The EN 50528 standard sets out the values that guarantee users against low-voltage currents under 1,000 volts a.c ou 1,500 volts d.c. The breakdown test is 10,000 volts. All references comply with the EN 131-7 standard.



RAPTOR - BRACES GUARDRAIL

LIGHTWEIGHT AND COMPACT PLATFORM




Standard **EN 131-7 / PIRL NF P 93-353 / PIR NF P 93-352** | Decree **2004-924** | Guarantee (year) **5**

- 4-sided rigid guardrail with fall protection rails and semi-automatic closing mechanism
- 80mm non-slip steps
- Detachable compartmentalised tool holder, can hold up to 25kg, with integrated hooks (max. 10kg)
- XL tray supporting up to 25kg
- 500 x 400mm non-slip platform in bio-sourced wood
- Ergonomic workspace
- Retractable stabilisers with millimetric adjustment system
- Ø 100mm (2 to 6 steps) or Ø 175mm (7 steps) moving wheels

Guardrail with semi-automatically closing fall protection braces



500x400mm non-slip platform in eco-sourced wood



Robust one-piece hinges



2 interchangeable, removable tool-holding shelves



Retractable stabilisers with millimetric adjustment system



Model shown: 02274154

- Aluminium
- Regular
- Flat surface
- Maximum load 150kg
- Professional class
- Recyclable up to 89%

Reference	Number of rungs / steps	Folded product height (m)	Thickness of folded product (m)	Maximum platform height (m)	Working height max (m)	Footprint (maximum adjustment) (m)	Overall width (without stab) (m)	Overall width (with stab - max adjustment) (m)	Weight (kg)	Barcode
02274152	2	1.83	0.30	0.48	2.48	0.94	0.68	0.68	15	3178740247836
02274153	3	2.07	0.30	0.70	2.70	1.09	0.68	1.46	19	3178740247843
02274154	4	2.33	0.30	0.94	2.94	1.26	0.68	1.46	20.40	3178740247850
02274155	5	2.58	0.30	1.17	3.17	1.41	0.68	1.60	22.40	3178740247867
02274156	6	2.83	0.30	1.40	3.40	1.57	0.68	1.78	23.40	3178740247874
02274157	7	3.08	0.33	1.63	3.63	1.76	0.68	2.12	24.60	3178740247072

The platform is counted as a step.

All references comply with the EN 131-7 standard.

The NF marking certifies the product's compliance with the NF P 93-353 standard (2-6-step models), the NF P 93-352 standard (7-step models), and the NF096 framework. Producersforskriften Certificate C901062. Tested and certified by RISE.



RAPTORSCOPIC - BRACES GUARDRAIL

VERSATILE COMPACT PLATFORM



Standard **EN 131-7 / PIRL NF P 93-353 / PIR NF P 93-352** | Decree **2004-924** | Guarantee (year) **5**

TELESCOPIC

- 4-sided rigid guardrail with fall protection rails and semi-automatic closing mechanism
- 80mm non-slip steps (fixed section) and 60mm non-slip steps (telescopic section)
- Detachable compartmentalised tool holder, can hold up to 25kg, with integrated hooks (max. 10kg)
- XL tray supporting up to 25kg
- Telescopic surfaces allowing for level offsetting
- Intuitive and secure height adjustment system, adjustment every 23cm
- 500 x 400mm non-slip platform in eco-sourced wood with automatic lock
- Ergonomic workspace
- Retractable stabilisers with millimetric adjustment system
- Ø 100mm (3/4 steps) or Ø 175mm (5/7 steps) moving wheels

- Aluminium**
- Regular**
- Flat surface/Level offset**
- Maximum load 150kg**
- Professional class**
- Recyclable up to 89%**

Reference	Number of rungs / steps	Folded product height (m)	Thickness of folded product (m)	Minimum platform height (m)	Maximum platform height (m)	Minimum working height (m)	Working height max (m)	Footprint (maximum adjustment) (m)	Overall width (without stab) (m)	Overall width (with stab - max adjustment) (m)	Weight (kg)	Barcode
02274210	3/4	2.12	0.37	0.72	0.95	2.72	2.95	1.41	0.68	1.64	23.60	3178740247959
02274211	5/7	2.57	0.41	1.14	1.60	3.14	3.60	1.88	0.68	1.99	28.80	3178740247966

The platform is counted as a step.


All models comply with the EN 131-7 standard.

The NF marking certifies the product's compliance with the NF P 93-353 standard (3/4-step models), the NF P 93-352 standard (5/7-step models), and the NF096 framework

Guardrail with semi-automatically closing fall protection braces



High comfort 500x400mm non-slip platform in eco-sourced wood




Robust one-piece hinges



2 interchangeable, removable tool holder shelves



Intuitive, safe height adjustment locking pivot



Model shown: 02274210



FOLDING RAPTORSCOPIC - BRACES GUARDRAIL NEW

VERSATILE COMPACT PLATFORM




Standard **EN 131-7 / PIRL NF P 93-353** | Decree **2004-924** | Garantie (year) **5**

- 4-sided rigid guardrail with fall protection rails and semi-automatic closing mechanism
- Non-slip steps, 80mm (fixed section) and 60mm (telescopic section)
- Detachable compartmentalised tool holder, can hold up to 25kg, with integrated hooks (max. 10kg)
- XL tray supporting up to 25kg
- 500 x 400mm non-slip platform in bio-sourced wood
- Ergonomic workspace
- Retractable stabilisers with millimetric adjustment system

Stabilisers with millimetric adjustment system



500x400mm non-slip platform in eco-sourced wood




Guardrail with semi-automatically closing fall protection braces



Guardrail deployment system



Moving wheels



Model shown: 02274921

- Aluminium
- Regular
- Flat surface/Level offset
- Maximum load 150kg
- Professional class
- Recyclable up to 86%

Reference	Number of rungs / steps	Folded product height (m)	Thickness of folded product (m)	Minimum platform height (m)	Maximum platform height (m)	Minimum working height (m)	Working height max (m)	Footprint (maximum adjustment) (m)	Overall width (without stab) (m)	Overall width (with stab - max adjustment) (m)	Weight (kg)	Barcode
02274921	3/4	1.60	0.46	0.72	0.95	2.72	2.95	1.41	0.68	1.65	24.80	3178740256784



VELOCE - GATE GUARDRAIL NEW

LIGHTWEIGHT AND MOBILE PLATFORM



Standard **EN 131-7 / PIRL NF P 93-353** | Decree **2004-924** | Guarantee (year) **5**

+ MOVING WHEELS

- 4-sided rigid guardrail with automatic closing mechanism
- Retractable 75mm wheels for quick and optimised mobility
- 80mm non-slip steps
- Removable compartmentalised tool holder, 25kg resistance, with integrated hooks (max. 10kg)
- XL tray supporting up to 25kg
- 500 x 400mm non-slip platform in bio-sourced wood
- Ergonomic workspace
- Retractable stabilisers with millimetric adjustment system
- Ø 100mm transport wheels

Gate guardrail opening



Anti-clamping pad



2 interchangeable, removable tool holder shelves



Guardrail with automatic closing gate



Moving wheels



Model shown: 02274174

Aluminium
Regular
Flat surface
Maximum load 150kg
Professional class
Recyclable up to 82%

Reference	Number of rungs / steps	Folded product height (m)	Thickness of folded product (m)	Maximum platform height (m)	Working height max (m)	Footprint (maximum adjustment) (m)	Overall width (without stab) (m)	Overall width (with stab - max adjustment) (m)	Weight (kg)	Barcode
02274173	3	2.07	0.35	0.70	2.70	1.09	0.67	1.47	22.40	3178740254636
02274174	4	2.33	0.35	0.94	2.94	1.26	0.67	1.47	23.80	3178740254643
02274175	5	2.58	0.35	1.17	3.17	1.42	0.67	1.61	25.40	3178740254650

The platform is counted as a step.
All models comply with the EN 131-7 standard.



VELOCE - BRACES GUARDRAIL

LIGHTWEIGHT AND MOBILE PLATFORM



Standard **EN 131-7 / PIRL NF P 93-353** | Decree **2004-924** | Guarantee [year] **5**

MOVING WHEELS

- 4-sided rigid guardrail with fall protection rails and semi-automatic closing mechanism
- 75mm retractable wheels for quick and optimised mobility
- 80mm non-slip steps
- Detachable compartmentalised tool holder, can hold up to 25kg, with integrated hooks (max. 10kg)
- XL tray supporting up to 25kg
- 500 x 400mm non-slip platform in eco-sourced wood with automatic lock
- Ergonomic workspace
- Retractable stabilisers with millimetric adjustment system, except for 2-step model
- Transport wheels Ø 100mm (2 to 6 steps), Ø 175mm for 7 steps

Guardrail with semi-automatically closing fall protection braces



500x400mm non-slip platform in eco-sourced wood



Robust one-piece hinges



2 interchangeable, removable tool-holding shelves



Moving wheels



Model shown: 02274164

- Aluminium
- Regular
- Flat surface
- Maximum load 150kg
- Professional class
- Recyclable up to 85%

Reference	Number of rungs / steps	Folded product height (m)	Thickness of folded product (m)	Maximum platform height (m)	Working height max (m)	Footprint (maximum adjustment) (m)	Overall width (without stab) (m)	Overall width (with stab - max adjustment) (m)	Weight (kg)	Barcode
02274162	2	1.84	0.30	0.48	2.48	0.94	0.68	0.68	17.80	3178740247881
02274163	3	2.07	0.30	0.70	2.70	1.09	0.68	1.46	21.80	3178740247898
02274164	4	2.33	0.30	0.94	2.94	1.26	0.68	1.46	23.40	3178740247904
02274165	5	2.58	0.30	1.17	3.17	1.41	0.68	1.60	25	3178740247911
02274166	6	2.83	0.30	1.40	3.40	1.57	0.68	1.79	26.20	3178740247928
02274167	7	3.08	0.33	1.63	3.63	1.76	0.68	2.13	28.80	3178740247119

The platform is counted as a step.
 All models comply with the EN 131-7 standard.
 The NF marking certifies the product's compliance with the NF P 93-353 standard and the NFO96 framework [2-6-step models].
 Producentenforordningen Certificate C901062. Tested and certified by RISE.



MAINTENANCE PLATFORM

MAINTENANCE IN TOTAL SAFETY



MADE IN FRANCE

Decree **2004-924** | Guarantee (year) **5**

- Aluminium walkway for industrial maintenance professionals
- Ramps guarantee safety on the climbing sections
- Spacing between steps 217mm
- Aluminium toe boards and guardrails
- This model is much appreciated by CHSW for its reliability
- The rear section allows to get close to the work area
- The platform is designed for working above obstacles from 0.69m to 1.34m below flooring (depending on the product)

820 x 580mm platform with integrated toe boards (height: 150mm)



Self-locking directional wheel



Automatic return safety gate



Access ramps



Retractable moving wheels Ø 100mm



Model shown: 02378005

- Aluminium
- Intensive
- Flat surface
- Maximum load 150kg
- Professional class
- Recyclable up to 91%

Reference	Number of rungs / steps	Maximum platform height (m)	Working height max (m)	Footprint (maximum adjustment) (m)	Overall width (with stab - max adjustment) (m)	Weight (kg)	Barcode
02378005	5	1.13	3.13	1.46	1.23	37.40	3178740027490
02378006	6	1.35	3.35	1.58	1.23	38.90	3178740027506
02378007	7	1.57	3.57	1.71	1.23	40.60	3178740027513
02378008	8	1.78	3.78	1.83	1.23	42.20	3178740027520

Delivered pre-fitted with instructions. The platform is counted as a step

⊙ Reference on demand



MOBILE WAREHOUSE PLATFORM

THE IDEAL SOLUTION FOR DEPOTS, SHELVING AND PALLET-RACKS



MADE IN FRANCE

Decree **2004-924** | Guarantee (year) **5**

- Possesses 3 wheels for moving (optional for 5 and 6-step models)
- Individually adjustable stabilisers for working against walls
- 600 x 480mm platform with integrated toe boards (height: 150mm)
- 2 access ramps and stabilisers
- Solid guardrail
- Extra wide 100mm steps
- Distance between steps: 217mm

2 handrails



Front wheel locking system



Integrated tool holder



Automatic return safety gate



Moving wheels Ø 150mm



Model shown: 02271107

- Aluminium**
- Intensive**
- Flat surface**
- Maximum load 150kg**
- Professional class**
- Recyclable up to 92%**

Reference	Number of rungs / steps	Maximum platform height (m)	Working height max (m)	Footprint (maximum adjustment) (m)	Overall width (without stab) (m)	Overall width (with stab - max adjustment) (m)	Weight (kg)	Barcode
02271105	5	1.10	3.10	1.30	0.81	1.78	32	3178740027568
02271106	6	1.32	3.32	1.44	0.81	1.78	32.40	3178740027575
02271107	7	1.54	3.54	1.58	0.81	1.78	41	3178740027582
02271108	8	1.75	3.75	1.71	0.81	1.78	43.60	3178740027599
02271109	9	1.97	3.97	1.85	0.81	1.78	46	3178740027605
02271110	10	2.18	4.18	1.99	0.81	1.78	48.40	3178740027612
02271111	11	2.40	4.40	2.13	0.81	1.78	58	3178740027629
02271112	12	2.62	4.62	2.27	0.81	1.78	60	3178740027636
02271113	13	2.83	4.83	2.40	0.81	1.78	62	3178740027643
02271114	14	3.05	5.05	2.54	0.81	1.78	64	3178740027650
02271115	15	3.26	5.26	2.68	0.81	1.78	66	3178740027667

Delivered folded with assembly instructions.
 The platform is counted as a step.
 Retractable wheels supplied as standard as from 7-step models.
 Optional front wheels for 5 and 6-step models.



OUR
SCAFFOLD
TOWERS

X'TOWER

PAGE 28



Z'TOWER

PAGE 29



NEOLIUM EVO

NEOLIUM EVO

PAGE 35











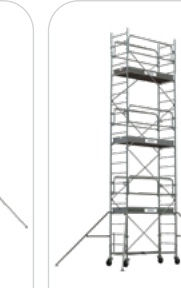





NEOLIUM BOX

PAGE 30



GUIDE TO SCAFFOLD TOWERS

UNIVERSAL

									
	SPEEDY	RUNNER	GOLIATH	JUNIOR 200 / 250	GENERIS 300	INSIDER	CROSS 180 / 250	TOTEM 180 / 250 / 300	GENERIS 750 / 950
	+ EXTREMELY MOBILE	+ EXTREMELY MOBILE	+ ULTRA STURDY	+ SPECIALLY MADE FOR FINISHING	+ VERY COMPACT	+ FOR CONFINED SPACES	+ VERSATILE	+ ALL-OPTION MODELS	+ ULTRA-STABLE
Use	Regular	Regular	Ultra intensive	Intensive	Intensive	Intensive	Intensive	Ultra intensive	Intensive
Material	Aluminium	Aluminium	Steel	Steel	Steel	Aluminium	Aluminium	Aluminium	Steel
Max working height	7.10m	7.60m	3.90m	7.80m / 9.30m	6.50m	7.85m	9.85m	9.85m	13.51m
Platform internal dimensions	1.47x0.60m	1.48x0.58m	1.10x0.60m	200: 1.86x0.51m 250: 2.39x0.63m	1.40x0.58m	1.10x0.50m	180: 1.70x0.65m 250: 2.40x0.65m	180: 1.70x0.65m 250: 2.40x0.65m 300: 2.90x0.65m	750: 1.90x0.65m 950: 2.90x0.65m
Level offset	✓	✓		✓	with optional kit ✓	✓	✓	✓	with optional kit ✓
Adjustable wheels				✓ up to 350mm (Junior 250)	✓ up to 200mm	✓ up to 175mm	✓ up to 175mm	✓ up to 175mm	✓ up to 350mm
Folding base	✓	✓							
Standard	EN 1004-1*	EN 1004-1			EN 1004-1		EN 1004-1	EN 1004-1	EN 1004-1
Label					 Ref. NF 096		 Ref. NF 096	 Ref. NF 096	 Ref. NF 096
Green impact label									
Page	36-38	Contact us	Contact us	Contact us	39	Contact us	Contact us	Contact us	40-41

* only PLUS and PLUS 3T models

TOWER

TELESCOPIC

**SPECIAL
HEAVY DIYERS
AND HOMEOWNERS**



NEOLIUM EVO

+ SOLO ASSEMBLY

Ultra intensive

Aluminium

6.20m

1.02 x 0.61m

✓ up to 180mm

EN 1004-1

35



**NEOLIUM
200 / 250 / 300**

**+ WELDED Ø 50MM
ALUMINIUM UPRIGHTS**

Ultra intensive

Aluminium

14.00m

200: 1.92 x 0.67m
250: 2.42 x 0.67m
300: 2.92 x 0.67m



✓ up to 175mm

EN 1004-1

NF
Ref. NF 096*

30-33



**TOUR
GENERIS
450**

**+ GREATER
RESISTANCE
AND STABILITY**

Intensive

Steel

18.30m

2.90 x 1.42m

✓ up to 370mm

Contact us



**TOUR
GENERIS
900**

**+ ULTRA-WIDE
WORK PLATFORM**

Intensive

Steel

20.30m

2.90 x 2.90m

✓ up to 370mm

Contact us



**NEOLIUM
400**

**+ LONG WORKING
AREA**

Ultra intensive

Aluminium

14.00m

1.90 x 1.32m



✓ up to 175mm

EN 1004-1

34



**NEOLIUM
600**

**+ LONG WORKING
AREA**

Ultra intensive

Aluminium

14.00m

2.90 x 1.32m



✓ up to 175mm

EN 1004-1

34



Z'TOWER

**+ ASSEMBLY IN
2 MINUTES**

Intensive

Aluminium

3.80m

1.30 x 0.55m



EN 1004-1

NF
Ref. NF 096

**GREEN
IMPACT**

29



X'TOWER

**+ ASSEMBLY IN
3 MINUTES**

Intensive

Aluminium

4.80m

1.55 x 0.60m



✓ up to 125mm

EN 1004-1

**GREEN
IMPACT**

28



102-104

*only BOX models

X'TOWER
IDEAL FOR XTREME WORKS



Standard **EN 1004-1** | Decree **2004-924** | Guarantee (year) **2**

ASSEMBLY IN 3 MINUTES

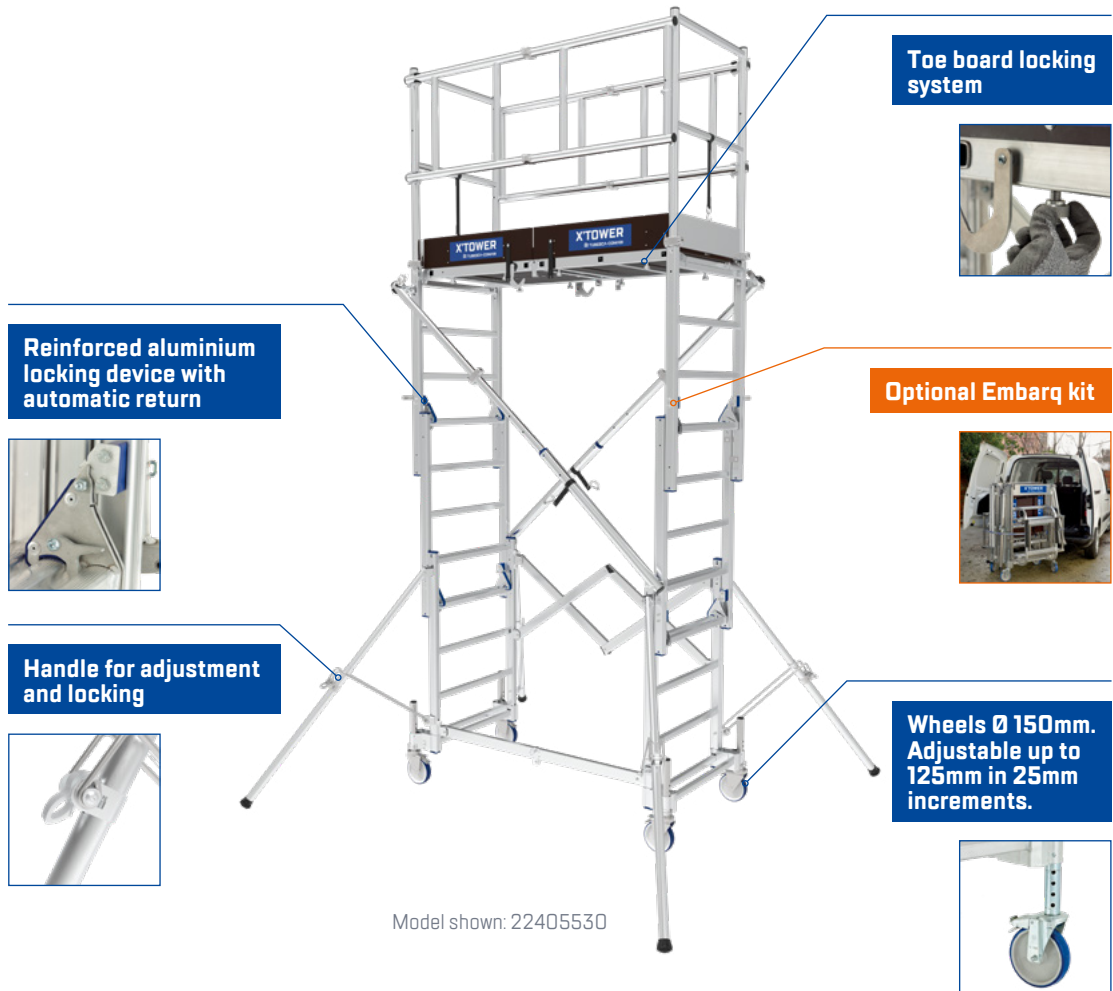
TELESCOPIC

- Erected easily by just one person
- Moving on 4 lockable wheels
- Anti-slip 1.54 x 0.60m platform and interior trapdoor
- 2 models, working height 4m or 4.80m
- Height adjustable every 25cm
- Foldable toe boards integrated to the platform
- Safe setting and unsetting
- 2 foldable one-piece guardrails
- 4 foldable and millimetric adjustable stabilisers
- The Embarq kit is sold as an option (ref. 20405100). It is strongly advised to facilitate the storage of the X'Tower in vehicles.

Platform (inside) **1.55m x 0.60m**
Platform (outside) **1.65m x 0.62m**
Trapdoor **0.61m x 0.54m**

- Aluminium**
- Intensive**
- Flat surface/Uneven surface**
- Max load 200kg/m²**
- Professional class**
- Recyclable up to 84%**

Reference	Floor number	Overall product height (m)	Overall length (without stab) (m)	Overall width (without stab) (m)	Overall length (with stab) (m)	Overall width (with stab - max adjustment) (m)	Folded height (m)	Folded width (m)	Folded length (m)	Minimum platform height (m)	Maximum platform height (m)	Minimum working height (m)	Maximum working height (m)	Weight (kg)	Barcode
22405520	1	3.10	1.77	0.88	2.66	2.41	1.35	0.97	0.90	1.30	2	3.30	4	66	3178740162009
22405530	1	3.84	1.67	0.88	2.56	2.40	1.34	0.97	0.98	1.30	2.80	3.30	4.80	73	3178740162016
20405100	Embarq kit loading aid														



Model shown: 22405530



Z'TOWER

FOR Z'MOST VERSATILE WORKS



Standard **EN 1004-1** | Decree **2004-924** | Guarantee (year) **2**

SAFE ASSEMBLY IN 2 MINUTES

TELESCOPIC

- One-piece design: no lost or forgotten parts on the construction site
- Quick and easy assembly in just 2 minutes
- Without screws or tools, by one person
- 7 possible height settings every 25cm: from 0.30m to 1.80m floor
- Excellent compactness: can be transported in a small van
- Retractable stabilisers for easy passage through doors
- Ultra mobile: 360° swivel anti-track wheels Ø 125mm
- Folded dimensions: 0.69 x 0.95 x 1.57m
- The Embarq kit is sold as an option (ref. 22407500). It is strongly advised to facilitate the storage of the Z'Tower in vehicles.

Platform (inside) **1.30m x 0.55m**
 Platform (outside) **1.34m x 0.60m**
 Trapdoor **0.60m x 0.56m**

Aluminium **Intensive** **Flat surface** **Max load 200kg/m²** **Professional class** **Recyclable up to 88%**

Reference	Floor number	Overall product height (m)	Overall length (without stab) (m)	Overall width (without stab) (m)	Overall length (with stab) (m)	Overall width (with stab - max adjustment) (m)	Folded height (m)	Folded width (m)	Folded length (m)	Minimum platform height (m)	Maximum platform height (m)	Minimum working height (m)	Maximum working height (m)	Weight (kg)	Barcode
22407420	1	2.84	1.87	0.95	2.34	1.74	1.57	0.96	0.69	0.30	1.80	2.30	3.80	57	3178740241803
22407500	Embarq kit loading aid													2.71	3178740250041
09074000	Tool holder													0.20	8711563239692

⊗ Reference on demand

Retractable stabilisers



Folding base



Optional tool holder



Optional Embarq kit



**360° orientable
Ø 125mm non
marking braking
wheels**



Model shown: 22407420



NEOLIUM BOX

HIGH-PERFORMANCE WELDED ALUMINIUM



Standard **EN 1004-1** | Decree **2004-924** | Guarantee (year) **5**

WELDED Ø 50MM ALUMINIUM UPRIGHTS

- One-piece guardrail system with diagonals
- Ø 200mm wheels with high-power locking and millimetre adjustment every 12.5mm up to a range of 175mm
- Single-piece platform with integrated 150mm aluminium toeboards
- Access cradle for greater safety
- Work with level offset

Welded aluminium scaffold tower, Ø 50mm uprights



Platform with integrated toe boards




Advanced guardrails



Optional tool holder



Anti-slip and swivelling stabilisers



Model shown: 02921504



NEOLIUM 200 BOX

Reference	Floor number	Overall product height (m)	Overall length (without stab) (m)	Overall width (without stab) (m)	Overall length (with stab) (m)	Overall width (with stab - max adjustment) (m)	Maximum platform height (m)	Maximum working height (m)	Weight (kg)	Barcode
02921502	1	3.13	2.26	0.92	4.66	3.42	2	4	108	3534740165813
02921504	2	5.13	2.26	0.92	4.66	3.42	4	6	158	3534740165820
02921506	3	7.13	2.26	0.92	4.66	3.42	6	8	209	3534740165837
02921508	4	9.13	2.26	0.92	5.90	4.71	8	10	277	3534740165844
02921510	5	11.13	2.26	0.92	5.90	4.71	10	12	327	3534740165851
02921512	6	13.13	2.26	0.92	5.90	4.71	12	14	379	3534740165868
09074000	Tool holder								0.20	8711563239692

Platform (inside) **1.92m x 0.67m**
 Platform (outside) **2.08m x 0.67m**
 Trapdoor **0.63m x 0.60m**



Model shown: 02921504

NEOLIUM 250 BOX

Reference	Floor number	Overall product height (m)	Overall length (without stab) (m)	Overall width (without stab) (m)	Overall length (with stab) (m)	Overall width (with stab - max adjustment) (m)	Maximum platform height (m)	Maximum working height (m)	Weight (kg)	Barcode
02922502	1	3.13	2.76	0.92	5.16	3.42	2	4	115	3534740165875
02922504	2	5.13	2.76	0.92	5.16	3.42	4	6	171	3534740165882
02922506	3	7.13	2.76	0.92	5.16	3.42	6	8	227	3534740165899
02922508	4	9.13	2.76	0.92	6.40	4.71	8	10	300	3534740165905
02922510	5	11.13	2.76	0.92	6.40	4.71	10	12	355	3534740165912
02922512	6	13.13	2.76	0.92	6.40	4.71	12	14	417	3534740165929
09074000	Tool holder								0.20	8711563239692

Platform (inside) **2.42m x 0.67m**
 Platform (outside) **2.58m x 0.67m**
 Trapdoor **0.63m x 0.60m**



Model shown: 02922504

NEOLIUM 300 BOX

Reference	Floor number	Overall product height (m)	Overall length (without stab) (m)	Overall width (without stab) (m)	Overall length (with stab) (m)	Overall width (with stab - max adjustment) (m)	Maximum platform height (m)	Maximum working height (m)	Weight (kg)	Barcode
02923502	1	3.13	3.26	0.92	5.66	3.42	2	4	122	3534740165936
02923504	2	5.13	3.26	0.92	5.66	3.42	4	6	183	3534740165943
02923506	3	7.13	3.26	0.92	5.66	3.42	6	8	245	3534740165950
02923508	4	9.13	3.26	0.92	6.90	4.71	8	10	322	3534740165967
02923510	5	11.13	3.26	0.92	6.90	4.71	10	12	384	3534740165974
02923512	6	13.13	3.26	0.92	6.90	4.71	12	14	445	3534740165981
09074000	Tool holder								0.20	8711563239692

Platform (inside) **2.92m x 0.67m**
 Platform (outside) **3.08m x 0.67m**
 Trapdoor **0.63m x 0.60m**



Model shown: 02923506

NEOLIUM LINE

HIGH-PERFORMANCE WELDED ALUMINIUM



MADE IN FRANCE

Standard **EN 1004-1** | Decree **2004-924** | Guarantee (year) **5**

WELDED Ø 50MM ALUMINIUM UPRIGHTS

- R08-C Aluminium-Wood Comabi floor with aluminium toe boards and braces guardrails
- Wheels Ø 200mm with powerful locking system and millimetric adjustment system up to 175mm
- 150mm aluminium removable toe boards with quick installation
- Access cradle for greater safety
- Work with level offset

Welded aluminium scaffold tower, Ø 50mm uprights



150mm aluminium removable toe boards with quick installation



Braces guardrails



Optional tool holder



Anti-slip and swivelling stabilisers



Model shown: 02921804



- Aluminium
- Ultra intensive
- Flat surface/Uneven surface/Level offset
- Max load 200kg/m²
- Professional class

NEOLIUM 200 LINE

Reference	Floor number	Overall product height (m)	Overall length (without stab) (m)	Overall width (without stab) (m)	Overall length (with stab) (m)	Overall width (with stab - max adjustment) (m)	Maximum platform height (m)	Maximum working height (m)	Weight (kg)	Barcode
02921802	1	3.13	2.26	0.92	4.66	3.42	2	4	105	3534740165998
02921804	2	5.13	2.26	0.92	4.66	3.42	4	6	157	3534740166001
02921806	3	7.13	2.26	0.92	4.66	3.42	6	8	207	3534740166018
02921808	4	9.13	2.26	0.92	5.90	4.71	8	10	275	3534740166025
02921810	5	11.13	2.26	0.92	5.90	4.71	10	12	326	3534740166032
02921812	6	13.13	2.26	0.92	5.90	4.71	12	14	377	3534740166049
09074000	Tool holder								0.20	8711563239692

Platform (inside) **1.92m x 0.66m**
 Platform (outside) **2.08m x 0.66m**
 Trapdoor **0.63m x 0.60m**



Model shown: 02921804

NEOLIUM 250 LINE

Reference	Floor number	Overall product height (m)	Overall length (without stab) (m)	Overall width (without stab) (m)	Overall length (with stab) (m)	Overall width (with stab - max adjustment) (m)	Maximum platform height (m)	Maximum working height (m)	Weight (kg)	Barcode
02922802	1	3.13	2.76	0.92	5.16	3.42	2	4	112	3534740166056
02922804	2	5.13	2.76	0.92	5.16	3.42	4	6	170	3534740166063
02922806	3	7.13	2.76	0.92	5.16	3.42	6	8	227	3534740166070
02922808	4	9.13	2.76	0.92	6.40	4.71	8	10	301	3534740166087
02922810	5	11.13	2.76	0.92	6.40	4.71	10	12	359	3534740166094
02922812	6	13.13	2.76	0.92	6.40	4.71	12	14	416	3534740166100
09074000	Tool holder								0.20	8711563239692

Platform (inside) **2.42m x 0.66m**
 Platform (outside) **2.58m x 0.66m**
 Trapdoor **0.63m x 0.60m**



Model shown: 02922804

NEOLIUM 300 LINE

Reference	Floor number	Overall product height (m)	Overall length (without stab) (m)	Overall width (without stab) (m)	Overall length (with stab) (m)	Overall width (with stab - max adjustment) (m)	Maximum platform height (m)	Maximum working height (m)	Weight (kg)	Barcode
02923802	1	3.13	3.26	0.92	5.66	3.42	2	4	119	3534740166117
02923804	2	5.13	3.26	0.92	5.66	3.42	4	6	184	3534740166124
02923806	3	7.13	3.26	0.92	5.66	3.42	6	8	248	3534740166131
02923808	4	9.13	3.26	0.92	6.90	4.71	8	10	329	3534740166148
02923810	5	11.13	3.26	0.92	6.90	4.71	10	12	393	3534740166155
02923812	6	13.13	3.26	0.92	6.90	4.71	12	14	457	3534740166162
09074000	Tool holder								0.20	8711563239692

Platform (inside) **2.92m x 0.66m**
 Platform (outside) **3.08m x 0.66m**
 Trapdoor **0.63m x 0.60m**



Model shown: 02923806

TOWERS NEOLIUM LINE

NEOLIUM 400 LINE

Reference	Floor number	Overall product height (m)	Overall length (without stab) (m)	Overall width (without stab) (m)	Overall length (with stab) (m)	Overall width (with stab - max adjustment) (m)	Maximum platform height (m)	Maximum working height (m)	Weight (kg)	Barcode
02924802	1	3.13	2.26	1.64	4.66	4.31	2	4	138	3534740166179
02924804	2	5.13	2.26	1.64	4.66	4.31	4	6	215	3534740166186
02924806	3	7.13	2.26	1.64	4.66	4.31	6	8	291	3534740166193
02924808	4	9.13	2.26	1.64	5.90	5.40	8	10	384	3534740166209
02924810	5	11.13	2.26	1.64	5.90	5.40	10	12	461	3534740166216
02924812	6	13.13	2.26	1.64	5.90	5.40	12	14	537	3534740166223
09074000	Tool holder								0.20	8711563239692

Platform (inside) **1.90m x 1.32m**
 Platform (outside) **2.08m x 1.32m**
 Trapdoor **0.63m x 0.60m**



Model shown: 02924804

NEOLIUM 600 LINE

Reference	Floor number	Overall product height (m)	Overall length (without stab) (m)	Overall width (without stab) (m)	Overall length (with stab) (m)	Overall width (with stab - max adjustment) (m)	Maximum platform height (m)	Maximum working height (m)	Weight (kg)	Barcode
02926802	1	3.13	3.26	1.64	5.61	4.31	2	4	158	3534740166230
02926804	2	5.13	3.26	1.64	5.61	4.31	4	6	253	3534740166247
02926806	3	7.13	3.26	1.64	5.61	4.31	6	8	349	3534740166254
02926808	4	9.13	3.26	1.64	6.90	5.40	8	10	460	3534740166261
02926810	5	11.13	3.26	1.64	6.90	5.40	10	12	556	3534740166278
02926812	6	13.13	3.26	1.64	6.90	5.40	12	14	651	3534740166285
09074000	Tool holder								0.20	8711563239692

Platform (inside) **2.90m x 1.32m**
 Platform (outside) **3.08m x 1.32m**
 Trapdoor **0.63m x 0.60m**



Model shown: 02926808

NEOLIUM EVO

TO BE AGILE ON YOUR WORKSITES, EVEN ON YOUR OWN

Standard **EN 1004-1** | Decree **2004-924** | Guarantee (year) **5**

SOLO ASSEMBLY

- Stable and sturdy structure: Ø 50mm welded aluminium uprights and rungs
- Small footprint: ideal for confined spaces
- Easy to store and transport (designed to transform into a 138 x 78 x 175cm mobile trolley)
- Intuitive and easy assembly and disassembly by just 1 person
- Single-piece guardrail with quick-fit and strong jaws
- 61 x 102cm wooden platform and aluminium toe boards
- Ø 125mm wheels adjustable up to 18cm



Platform (inside) **1.02m x 0.61m**
 Platform (outside) **1.20m x 0.65m**
 Trapdoor **0.56m x 0.55m**

- Aluminium
- Ultra intensive
- Flat surface/Uneven surface
- Max load 200kg/m²
- Professional class

Reference	Floor number	Overall product height (m)	Overall length (without stab) (m)	Overall width (without stab) (m)	Overall length (with stab) (m)	Overall width (with stab - max adjustment) (m)	Trolley height (m)	Trolley width (m)	Trolley length (m)	Minimum platform height (m)	Maximum platform height (m)	Maximum working height (m)	Weight (kg)	Barcode
02976220	1	3.34	1.38	0.78	3.50	2.69	1.75	0.78	1.38	0.44	2.20	4.20	73	3178740250157
02976420	2	5.33	1.38	0.78	3.50	2.69	1.75	0.78	1.38	0.44	4.20	6.20	112	3178740250164
09074000	Tool holder												0.20	8711563239692

Removable and foldable one-piece toe board set

One-piece guardrail

Wood and aluminium toe board free floor

Optional tool holder

Easy set up handles for material hanging

Adjustable, up to 18cm, Ø 125mm breaking wheels

Model shown: 02976420



SPEEDY 4

THE ECONOMICAL ALUMINIUM FOLDING SCAFFOLD



MADE IN FRANCE

Guarantee (year) **5**

- Folding base for quick installation and easy storage
- Quick assembly without any tools
- The folding base can be removed for making level adjustments
- Ø 125mm wheels with brakes
- Reinforced platforms
- Easy installation with ergonomic platform hooks
- Product sold in packs that can be combined to reach any height
- Goes through 93cm wide doors

Platform (inside) **1.47m x 0.60m**
 Platform (outside) **1.60m x 0.60m**
 Trapdoor **0.60m x 0.51m**

- Aluminium**
- Regular**
- Flat surface/Level offset**
- Max load 200kg/m²**
- Professional class**
- Recyclable up to 95%**

Description	Floor number	Overall height (m)	Overall length without stabilisers (m)	Overall width without stabilisers (m)	Overall length with stabilisers (m)	Overall width with stabilisers (- max setting)(m)	Maximum platform height (m)	Maximum working height (m)	Weight (kg)
Pack1	1	1.76	1.75	0.89			0.85	2.85	27.3
Pack1+2	1	2.75	1.75	0.89			1.60	3.60	36.9
Pack1+2+3	1	4.75	1.75	0.89	3.70	4.40	3.35	5.35	70.2
Pack1+2+3+4	2	6.25	1.75	0.89	3.70	4.40	5.10	7.10	96.3

Reference	Description	Base ladder 02408230	Extension 1m 02408227	Extension 2m 02408225	Folding base 02408231	Brace 02408204	Diagonal 20400041	Platform 02408232	Stabiliser 20400020	Wheel simple width Ø 125 mm 20400004	Kit 4 toe boards 02408233	Weight (kg)	Barcode
02408941	Pack1	2			1		1	1		4		27.3	3178740235680
02408942	Pack2		2			3						9.6	3178740235697
02408943	Pack3			2		2	2		4		1	33.3	3178740235703
02408944	Pack4			2		2	4	1				26.1	3178740235710

Easy installation with ergonomic platform hooks




Compact folding base: 1.75 x 0.83 x 0.23m



2 braces regardless of the height depending of the model



To work on offset surfaces



Castor wheels Ø 125mm



Model shown: pack 1+2+3+4

Model shown: pack 1



SPEEDY 4 +

PRACTICAL AND ECONOMICAL ALUMINIUM SCAFFOLDING



MADE IN FRANCE

Standard **EN 1004-1** | Guarantee (year) **5**

- Folding base for quick installation and easy storage
- Quick assembly without any tools
- The folding base can be removed for making level adjustments
- Ø 125mm wheels with brakes
- Reinforced platforms
- Easy installation with ergonomic platform hooks
- Product sold in packs that can be combined to reach any height
- Goes through 93cm wide doors

Platform (inside) **1.47m x 0.60m**
 Platform (outside) **1.60m x 0.60m**
 Trapdoor **0.60m x 0.50m**

- Aluminium**
- Ultra intensive**
- Flat/Level offset**
- Maximum load 200kg/m²**
- Professional class**
- Recyclable up to 95%**

Description	Floor number	Overall height (m)	Overall length without stabilisers (m)	Overall width without stabilisers (m)	Overall length with stabilisers (m)	Overall width with stabilisers (- max setting)(m)	Maximum platform height (m)	Maximum working height (m)	Weight (kg)
Pack1	1	1.76	1.75	0.89	3.08	3.34	0.60	2.60	51.5
Pack1+2	1	2.75	1.75	0.88	3.08	3.34	1.60	3.60	58.6
Pack1+2+3	1	4.50	1.75	0.88	3.70	4.40	3.35	5.35	70.4
Pack1+2+3+4	2	6.25	1.75	0.88	3.70	4.40	5.10	7.10	99.1

Reference	Description	Base ladder 02408230	Extension 1m 02408227	Extension 2 m 02408225	Folding base 02408231	Brace 02408204	Diagonal 20400041	Platform 02408232	Stabiliser 20400020	Wheel simple width Ø 125 mm 20400004	Kit 4 toe boards 02408233	Weight (kg)	Barcode
02408921	Pack1	2			1	4	1	1	4	4	1	51.5	3178740235130
02408922	Pack 2		2			1						7.1	3178740235147
02408923	Pack 3			2			2					11.8	3178740235154
02408924	Pack 4			2		4	4	1				28.7	3178740235161



Easy installation with ergonomic platform hooks




Compact folding base: 1.75 x 0.83 x 0.23m



2 braces regardless of the height depending of the model



To work on offset surfaces



Castor wheels Ø 125mm



Model shown: pack 1+2+3

Model shown: pack 1+2



SPEEDY 4 + 3T

THE COMPACT 3T FOLDING UNIT



MADE IN FRANCE

Standard **EN 1004-1** | Complies with **3T assembly methods** | Guarantee (year) **5**

- Folding base for quick installation and easy storage
- Quick assembly without any tools
- The folding base can be removed for making level adjustments
- Ø 125mm wheels with brakes
- Reinforced platforms
- Easy installation with ergonomic platform hooks
- Product sold in packs that can be combined to reach any height
- Goes through 93cm wide doors
- Made to ensure safe through the trap assembly method

Platform (inside) **1.47m x 0.60m**
 Platform (outside) **1.60m x 0.60m**
 Trapdoor **0.60m x 0.50m**

- Aluminium**
- Ultra intensive**
- Flat surface/Level offset**
- Max load 200kg/m²**
- Professional class**
- Recyclable up to 95%**

Description	Floor number	Overall height (m)	Overall length without stabilisers (m)	Overall width without stabilisers (m)	Overall length with stabilisers (m)	Overall width with stabilisers (- max setting)(m)	Maximum platform height (m)	Maximum working height (m)	Weight (kg)
Pack1	1	1.76	1.75	0.89	3.08	3.34	0.60	2.60	51.5
Pack1+2	1	2.75	1.75	0.88	3.08	3.34	1.60	3.60	58.6
Pack1+2+3	2	4.50	1.75	0.88	3.70	4.40	3.35	5.35	84.8
Pack1+2+3+4	2	6.25	1.75	0.88	3.70	4.40	5.10	7.10	99.1

Reference	Description	Base ladder 02408230	Extension 1m 02408227	Extension 2m 02408223	Folding base 02408231	Brace 02408204	Diagonal 20400041	Platform 02408232	Stabiliser 20400020	Wheel simple width Ø 125 mm 20400004	Kit 4 toe boards 02408233	Weight (kg)	Barcode
02408931	Pack1	2			1	4	1	1	4	4	1	51.5	3178740235185
02408932	Pack2		2			1						7.1	3178740235192
02408933	Pack3			2		4	2	1				26.2	3178740235208
02408934	Pack4			2			4					14.3	3178740235215

Easy installation with ergonomic platform hooks




Compact folding base: 1.75 x 0.83 x 0.23m



2 braces regardless of the height depending of the model



To work on offset surfaces



Castor wheels Ø 125mm



Model shown: pack 1+2+3+4

Model shown: pack 1+2



GENERIS 300

THE ALL-PURPOSE SCAFFOLD



Standard **EN 1004-1** | Decree **2004-924** | Guarantee (year) **5** | Compliant with **DRT circular 2005/08**

+ VERY COMPACT

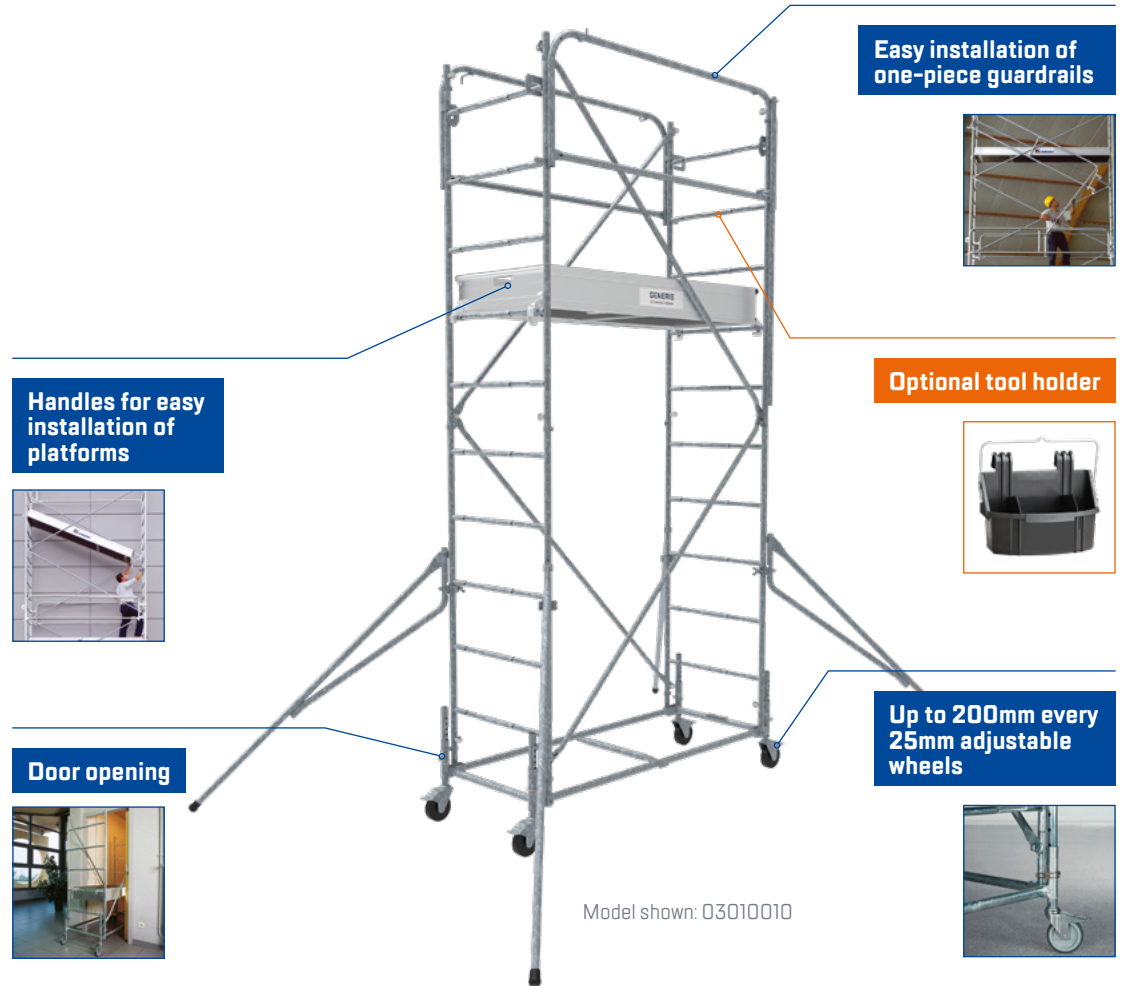
- Its dimensions enable work to be done in confined spaces
- This galvanized steel unit is a reference for its sturdiness and lifespan
- Additional kit for working on stairs
- Quickly fitted box platforms with integrated toe boards and transport handles
- Advanced guardrail (assembly and disassembly in total safety)
- Wheel heights are adjusted in pre-set tubes outside the main structure
- 4 stabilisers guarantee stability in working position
- Adjustable wheel feet

Platform (inside) **1.40m x 0.58m**
 Platform (outside) **1.57m x 0.60m**
 Trapdoor **0.60m x 0.54m**

- Steel**
- Intensive**
- Flat surface/Uneven surface/Level offset with optional kit**
- Max load 200kg/m²**
- Professional class**

Reference	Floor number	Overall product height (m)	Overall length (without stab) (m)	Overall width (without stab) (m)	Overall length (with stab) (m)	Overall width (with stab - max adjustment) (m)	Maximum platform height (m)	Maximum working height (m)	Weight (kg)	Barcode
03010010	1	4	1.70	0.68	3.25	2.40	3	5	103	3534740126968
03010012	2	5.50	1.70	0.68	3.25	2.40	4.50	6.50	150.40	3534740136349
03010905	Complete 1.50m extension								44.50	3534740136356
03010903	Additional stairway kit								8.80	3534740100326
09074000	Tool holder								0.20	8711563239692

⊗ Reference on demand



Model shown: 03010010



GENERIS 750

MULTI-FUNCTIONAL STEEL, FOR INDOOR OR OUTDOOR USE



Standard **EN 1004-1** | Decree **2004-924** | Guarantee (year) **5** | Compliant with **DRT circular 2005/08**

THE STRENGTH OF STEEL

- Guardrails and platforms can be safely assembled by one person
- Optional staircase kit
- Can be lifted using an optional kit
- Optimised storage in the Generis rack
- Single-piece folding cross base for easy, one-person assembly
- Platform with integrated toeboards and safety handles for easy installation
- The wheel diameter (250mm) makes this model suitable for congested sites
- Adjustable wheels
- Access cradle
- Varied heights possible



Platform (inside) **1.90m x 0.65m**
 Platform (outside) **2.07m x 0.67m**
 Trapdoor **0.62m x 0.60m**

Storage rack up to 5.80m floor height. For higher models, an additional rack is required. Stackable racks (max. 3).

- Steel**
- Intensive**
- Flat surface/Uneven surface/Level offset with optional kit**
- Max load 200kg/m²**
- Professional class**

Reference	Floor number	Overall product height (m)	Overall length (without stab) (m)	Overall width (without stab) (m)	Overall length (with stab) (m)	Overall width (with stab - max adjustment) (m)	Maximum platform height (m)	Maximum working height (m)	Weight (kg)	Barcode
03012020	1	4.09	2.31	1.06	4.28	3.04	2.80	4.80	179	3534740174723
03012021	3	7.09	2.31	1.06	4.28	3	5.80	7.80	293	3534740174730
03012022	4	10.09	2.31	1.06	5.20	3.95	8.80	10.80	430	3534740174747
03012023	5	12.64	2.31	1.06	6.80	5.55	11.49	13.49	571	3534740174754
03012024	Extension 3m (ladders)								50	3534740174761
03012025	Platform and guardrail pack								37	3534740174778
03012009	Additional stairway kit								15	3534740111704
04099061	Storage rack								60.80	3534740134901
03013910	Lifting kit								28	3534740149172
09074000	Tool holder								0.20	8711563239692

☉ Reference on demand

Access cradle for higher safety



Foldable cross base. Easy to transport and stock.



Craneable up to 600kg with optional grab bars



Optional tool holder



Ø 250mm adjustable wheels



Model shown: 03012021



GENERIS 950

THE HIGH COMFORT STEEL MOBILE SCAFFOLD



Standard **EN 1004-1** | Decree **2004-924** | Guarantee (year) **5** | Compliant with **DRT circular 2005/08**

+ ULTRA-STABLE

- Safe assembly of rails and trays by just one person
- Optional stair kit
- Craning possible with the optional kit except for the 11.5m platform model
- Optimised storage in the Generis rack
- One-piece folding cross base for easy set-up by just one person
- Tray floors with integrated toe boards and grip handles for easy installation
- The diameter of the wheels (250mm) makes this product suitable for congested work sites



Platform (inside) **2.90m x 0.65m**
 Platform (outside) **3.07m x 0.67m**
 Trapdoor **0.62m x 0.60m**

Storage rack up to 6.00m floor height. For higher models, an additional rack is required. Stackable racks (max. 3).

Access cradle for greater safety



Foldable cross base. Easy to transport and stock.



Craneable up to 600kg with optional grab bars



Optional tool holder



Ø 250mm adjustable wheels



Model shown: 03016011

- Steel
- Intensive
- Flat surface/Uneven surface/Level offset with optional kit
- Max load 200kg/m²
- Professional class

Reference	Floor number	Overall product height (m)	Overall length (without stab) (m)	Overall width (without stab) (m)	Overall length (with stab) (m)	Overall width (with stab - max adjustment) (m)	Maximum platform height (m)	Maximum working height (m)	Weight (kg)	Barcode
03016010	1	4.12	3.36	1.10	5.28	3	2.82	4.82	207	3534740174785
03016011	3	7.12	3.36	1.10	6.20	3.50	6	8	398	3534740174792
03016012	4	10.12	3.36	1.10	6.20	3.95	9	11	508	3534740174808
03016013	5	12.67	3.36	1.10	7.80	5.55	11.51	13.51	670	3534740174815
03016014	Extension 3.00m (ladders only)								55	3534740174822
03016015	Platform and guardrail pack								50	3534740174839
03016006	Additional stairway kit								20	3534740127156
04099061	Storage rack								60.80	3534740134901
03013910	Lifting kit								28	3534740149172
09074000	Tool holder								0.20	8711563239692

⊗ Reference on demand



OUR STEP LADDERS

MAXIBAT
PAGE 50



DOUBLE ACCESS
PAGE 52



MODUL
PAGE 55


















MP PRO
PAGE 48



GUIDE TO STEP LADDERS

UNIVERSAL

SPECIAL PURPOSES

	UNIVERSAL					SPECIAL PURPOSES		
						ELECTRICITY	ALL HEIGHTS	LOW HEIGHT
								
	MAXIBAT	KOLOS	MP PRO	PROBAT	MAGNUM 3	COMPACT FIBREGLASS	DOUBLE ACCESS	DOUBLE-SIDED FOR WORKSITE
	+ A MUST FOR BUILDING SITES	+ EXTRA-WIDE STEPS	+ THE BEST-SELLER	+ THE MOST RESISTANT	+ EASY TO MOVE	+ INSULATED	+ WITH OR WITHOUT GUARDRAIL	
Use	Intensive	Ultra intensive	Ultra intensive	Ultra intensive	Ultra intensive	Intensive	Intensive	Intensive
Material	Aluminium	Painted aluminium	Anodised aluminium	Aluminium	Aluminium	Mixed aluminium/fibreglass	Aluminium	Anodised aluminium
Max. access height	4.28m	4.28m	4.64m	4.37m	4.13m	3.61m	3.63m	2.67m
Standard	EN 131	EN 131	EN 131	EN 131	EN 131	EN 131 / Test complies with EN 50528	EN 131*	EN 131
Label	 Ref. NF 93	 Ref. NF 93	 Ref. NF 93	 Ref. NF 93	 Ref. NF 93	 Ref. NF 93		
Green impact label								
Class	Professional	Professional	Professional	Professional	Professional	Professional	Professional	Professional
Page	50	49	48	47	46	51	52	53

* The 2-step model without guardrail is only in compliance with EN 14183.

INDUSTRY



STEPIUM

Intensive

Aluminium

2.59m

EN 14183

Professional

53

INDUSTRY



MODUL

+ SEVERAL OPTIONS

Intensive

Aluminium

2.99m

EN 14183



Professional

55

INDUSTRY



PODIUM

+ HIGH COMFORT FOOTREST

Intensive

Aluminium

2.98m

EN 14183

Professional

54

INDUSTRY



COMFORT
FIXED
GUARDRAIL

Intensive

Aluminium

2.70m

EN 14183

Professional

Contact us

INDUSTRY



COMFORT
FOLDING

+ ULTRA LIGHTWEIGHT AND COMPACT

Intensive

Aluminium

2.93m

EN 14183

Professional

Contact us

INDUSTRY



COMFORT
FOLDING XL

+ WIDE FOOTREST

Intensive

Aluminium

2.70m

EN 14183

Professional

54

NEW

SPECIAL
HEAVY DIYERS AND HOMEOWNERS



105-107

MAGNUM 3

THE ENHANCED SAFETY STEP LADDER



Standard **EN 131** | Decree **96-333** | Guarantee (year) **5**

EASY TO MOVE

- Highly robust Ø 50mm round tubing on front and rear section
- Extremely robust folding aluminium footrest system
- Wide footrest 390 x 382mm
- Wide non-slip grooved 100mm steps
- Access ramps to guarantee safety when climbing up or down
- End parts are made from anti-rotation cast aluminium parts (Patent No. 9906091)
- High performance covering footpads
- Large space under the foot rest: 770mm
- The wheels on the strut end make it easier to move the product when folded

Guardrail locking system



Covering footpads, uprights Ø 50mm



Aluminium tool-tray with integrated bucket hook



100mm steps with anti-rotation moulded aluminium end cap



Castor wheels Ø 100mm



Model shown: 02376505

- Aluminium
- Ultra intensive
- Flat surface
- Maximum load 150kg
- Professional class
- Recyclable up to 86%

Reference	Number of rungs / steps	Folded product height (m)	Thickness of folded product (m)	Overall product height (m)	Maximum footrest height (m)	Access height max (m)	Footprint (maximum adjustment) (m)	Overall width (without stab) (m)	Upright section (mm)	Weight (kg)	Barcode
02376504	4	2.13	0.33	1.74	0.95	2.95	0.98	0.69	50	15	3178740215200
02376505	5	2.38	0.33	1.97	1.20	3.20	1.14	0.72	50	16.60	3178740215217
02376506	6	2.63	0.33	2.20	1.42	3.42	1.30	0.75	50	18.30	3178740215224
02376507	7	2.88	0.33	2.45	1.66	3.66	1.46	0.78	50	20	3178740215231
02376508	8	3.13	0.33	2.68	1.90	3.90	1.62	0.81	50	22	3178740215248
02376509	9	3.38	0.33	2.92	2.13	4.13	1.78	0.84	50	23.70	3178740215255

The footrest is counted as a step. 2 anti-spread straps for 8- and 9-step models. Producersforskriften Certificate C901062. AFS 2004:3 Certificate C901061. SS 2091 edition 4 Certificate C901061. Tested and certified by RISE.



PROBAT

THE OVERSIZED ALUMINIUM STEP LADDER



Standard **EN 131** | Decree **96-333** | Guarantee (year) **5**

THE MOST RESISTANT

- Highly robust \varnothing 50mm round tubing on front and rear sections
- Extra-strong aluminium folding footrest (patented system)
- 390 x 382mm wide platform
- High comfort steps 100mm wide
- Large space under the foot rest: 770mm

390 x 382mm wide platform



Covering footpads, uprights \varnothing 50mm



Aluminium tool-tray with integrated bucket hook



Patented folding system N° 9906864



100mm steps with anti-rotation moulded aluminium end cap



Model shown: 02376005

- Aluminium
- Ultra intensive
- Flat surface
- Maximum load 150kg
- Professional class
- Recyclable up to 86%

Reference	Number of rungs / steps	Folded product height (m)	Thickness of folded product (m)	Overall product height (m)	Maximum footrest height (m)	Access height max (m)	Footprint (maximum adjustment) (m)	Overall width (without stab) (m)	Upright section (mm)	Weight (kg)	Barcode
02376004	4	1.91	0.32	1.69	0.95	2.95	0.98	0.69	50	10.80	3178740025380
02376005	5	2.16	0.32	1.94	1.20	3.20	1.14	0.72	50	12.40	3178740025397
02376006	6	2.41	0.32	2.16	1.42	3.42	1.30	0.75	50	14.50	3178740025403
02376007	7	2.66	0.32	2.40	1.66	3.66	1.46	0.78	50	15.50	3178740025410
02376008	8	2.91	0.32	2.64	1.90	3.90	1.62	0.81	50	17	3178740025427
02376009	9	3.16	0.32	2.87	2.13	4.13	1.78	0.84	50	19.60	3178740025434
02376010	10	3.41	0.32	3.11	2.37	4.37	1.94	0.87	50	21.50	3178740025441

The footrest is considered as a step. 2 safety straps from 8 steps model.



MP PRO

THE EUROPEAN REFERENCE FOR PROFESSIONALS



Standard **EN 131** | Decree **96-333** | Guarantee (year) **5**

THE BEST-SELLER

- Anodised uprights for clean hands
- 280 x 250mm anti-slip reinforced footrest.
- Upright/step connection with anti-rotation end
- Aluminium hinges mounted on polyamide parts (no risk of seizing)
- Flared climbing section for greater stability
- Steps of 90mm in width
- High safety non-slip footpads
- Front anti-tilt guardrail; height 656mm

Optional handrails



Optional self-locking retractable wheels for (3 to 5 steps models)



Tool holder for drill, power screw-driver and screw compartment with lid and hook



Anodised aluminium uprights



90mm steps



Model shown: 02370006

- Anodised aluminum
- Ultra intensive
- Flat surface
- Maximum load 150kg
- Professional class
- Recyclable up to 84%

Reference	Number of rungs / steps	Folded product height (m)	Thickness of folded product (m)	Overall product height (m)	Maximum footrest height (m)	Access height max (m)	Footprint (maximum adjustment) (m)	Overall width (without stab) (m)	Upright section (mm)	Weight (kg)	Barcode
02370003	3	1.48	0.15	1.32	0.66	2.66	0.79	0.49	50	4.80	3178740001681
02370004	4	1.73	0.16	1.54	0.88	2.88	0.95	0.52	50	6.40	3178740001421
02370005	5	1.97	0.16	1.75	1.10	3.10	1.10	0.58	50	7.50	3178740001063
02370006	6	2.21	0.16	1.97	1.32	3.32	1.25	0.62	50	8.70	3178740004583
02370007	7	2.46	0.16	2.19	1.54	3.54	1.42	0.66	50	10.30	3178740002015
02370008	8	2.70	0.16	2.41	1.76	3.76	1.56	0.70	50	11.60	3178740000400
02370009	9	2.94	0.16	2.64	1.98	3.98	1.71	0.74	50	13.40	3178740002794
02370010	10	3.18	0.16	2.85	2.20	4.20	1.87	0.80	50	17.20	3178740000882
02370011	11	3.43	0.16	3.08	2.42	4.42	2.02	0.84	50	18.90	3178740003197
02370012	12	3.67	0.16	3.29	2.64	4.64	2.18	0.88	50	20.60	3178740002466
09020003	Ramp 3 and 4 steps									1	3178740004507
09020005	Ramp 5 and 6 steps									1	3178740002985
09020007	Ramp 7 and 8 steps									1	3178740000691
09020009	Ramp 9 steps									1	3178740003531
09019000	Retractable castors (3-5 steps)									0.76	3178740011932

The footrest is counted as a step.
 2 safety straps for 02370010 to 02370012. Straps can only be replaced at the factory.
 Retractable castors can only be fitted to models with 3 or 5 steps.
 The 10, 11 and 12-step models are fitted with ramps. Ramps are available as an option for models with 3 to 9 steps. **48**



KOLOS

THE ULTRA COMFORTABLE STEP LADDER



Standard **EN 131** | Decree **96-333** | Guarantee (year) **5**

- + EXTRA-WIDE STEPS**
- + ONE-PIECE HINGES**
- + TOOL HOLDER**


Innovation in hinges and footrest:

- New composite material: glass fibre reinforced polyamide
- Lightweight and ultra-resistant to static and dynamic loads
- Product carbon footprint reduced by 70%
- Non-slip crimped steps 110mm wide made of extruded aluminium
- Tool holder with integrated closure
- Wide footrest 280 x 250mm
- Non-slip covering pads with wear indicator
- Epoxy painted uprights

**New high-performance composite material
PARTS GUARANTEED 25 YEARS**




Steps 110mm wide




Tool holder with integrated lid



Highly resistant connections to uprights/rungs



Full-covering, anti-slip footpads



Model shown: 02375815

- Painted aluminium
- Ultra intensive
- Flat surface
- Maximum load 150kg
- Professional class
- Recyclable up to 94%

Reference	Number of rungs / steps	Folded product height (m)	Thickness of folded product (m)	Overall product height (m)	Maximum footrest height (m)	Access height max (m)	Footprint (maximum adjustment) (m)	Overall width (without stab) (m)	Upright section (mm)	Weight (kg)	Barcode
02375813	3	1.44	0.13	1.29	0.66	2.66	0.75	0.43	50	4.70	3178740203016
02375814	4	1.69	0.13	1.53	0.89	2.89	0.91	0.46	50	5.70	3178740203023
02375815	5	1.94	0.13	1.76	1.12	3.12	1.06	0.48	50	6.70	3178740203030
02375816	6	2.19	0.13	2	1.36	3.36	1.22	0.51	50	7.70	3178740203047
02375817	7	2.44	0.13	2.23	1.59	3.59	1.37	0.54	50	8.90	3178740203054
02375818	8	2.68	0.13	2.46	1.82	3.82	1.52	0.56	50	10	3178740203061
02375819	9	2.93	0.14	2.69	2.06	4.06	1.67	0.59	50	12.40	3178740243197
02375820	10	3.18	0.14	2.92	2.29	4.29	1.82	0.62	50	13.80	3178740243203
02376450	Ramp kit									0.60	3178740160753

The footrest considered as a step. 7 / 8-step models are equipped with straps. The rear support for the 9 and 10 steps is reinforced with a cross brace.

⊗ Reference on demand



MAXIBAT

THE RIGHT CHOICE FOR PROFESSIONALS



Standard **EN 131** | Decree **96-333** | Guarantee (year) **5**

- +** ULTRA-DURABLE
- +** WIDE FOOTREST
- +** TOOL HOLDER WITH HOOK

Innovation in hinges and footrest:

- New composite material: glass fibre reinforced polyamide
- Lightweight and ultra-resistant to static and dynamic loads
- Product carbon footprint reduced by 70%

- Footrest 280 x 250mm
- Crimped connection between steps / uprights, very reliable and durable
- Wrap-around anti-slip footpads

New high-performance composite material PARTS GUARANTEED 25 YEARS



Optional handrail



Tool holder with drill and screws compartment



Bucket hook Max. weight 10kg



Grooved steps 80mm anti-slip, crimped on the uprights



Model shown: 02375105

- Aluminium
- Intensive
- Flat surface
- Maximum load 150kg
- Professional class
- Recyclable up to 90%

Reference	Number of rungs / steps	Folded product height (m)	Thickness of folded product (m)	Overall product height (m)	Maximum footrest height (m)	Access height max (m)	Footprint (maximum adjustment) (m)	Overall width (without stab) (m)	Upright section (mm)	Weight (kg)	Barcode
02375103	3	1.44	0.13	1.30	0.66	2.66	0.75	0.43	50	4.30	3178740048259
02375104	4	1.69	0.13	1.53	0.89	2.89	0.90	0.46	50	5	3178740048266
02375105	5	1.94	0.13	1.76	1.12	3.12	1.06	0.48	50	5.70	3178740048273
02375106	6	2.19	0.13	1.99	1.36	3.36	1.22	0.51	50	6.70	3178740048280
02375107	7	2.44	0.13	2.23	1.59	3.59	1.37	0.54	50	7.50	3178740048297
02375108	8	2.68	0.13	2.46	1.82	3.82	1.52	0.56	50	8.30	3178740048303
02375109	9	2.93	0.13	2.69	2.05	4.05	1.68	0.59	50	9.10	3178740048310
02375110	10	3.18	0.13	2.92	2.28	4.28	1.88	0.61	50	10	3178740048327
02376450	Ramp kit									0.60	3178740160753

2 safety straps from 7 to 10 steps. The footrest is considered as a step. The rear stand of the 9 and 10 step models is reinforced with a cross-piece. Producersforskriften Certificate C901062. AFS 2004:3 Certificate C901061. SS 2091 edition 4 Certificate C901061. Tested and certified by RISE.
 ☉ Reference on demand



COMPACT FIBREGLOSS

THE BEST FOR PROFESSIONALS WITH INSULATION PROTECTION



Standard **EN 131** | Decree **96-333** | Guarantee (year) **2** | Electrical test in compliance with **EN 50528**


INSULATED

- Anti-seize hinges
- Rear stand wider than the climbing section for increased stability
- With the fibreglass uprights, work can be done in total safety without any risk of electric
- 250 x 250mm footrest
- Tool holder with drill and screw compartment
- Square crimped connection without screws or rivets
- Covering non-slip footpads with cut sides


Wrap-around anti-slip footpads with cut-off corners



Tool-holder with drill, screws compartment and bucket hook



Footrest anti-lift hook



80mm steps



Model shown: 04472005

- Mix aluminium/fibreglass
- Intensive
- Flat surface
- Maximum load 150kg
- Professional class

Reference	Number of rungs / steps	Folded product height (m)	Thickness of folded product (m)	Overall product height (m)	Maximum footrest height (m)	Access height max (m)	Footprint (maximum adjustment) (m)	Overall width (without stab) (m)	Upright section (mm)	Weight (kg)	Barcode
04472003	3	1.45	0.11	1.35	0.69	2.69	0.75	0.52	50	5.90	3178740027759
04472004	4	1.70	0.11	1.58	0.92	2.92	0.91	0.55	50	6.90	3178740027766
04472005	5	1.95	0.11	1.81	1.15	3.15	1.10	0.57	50	8	3178740027773
04472006	6	2.20	0.11	2.04	1.38	3.38	1.25	0.60	50	9.40	3178740027780
04472007	7	2.45	0.11	2.27	1.61	3.61	1.40	0.62	50	11	3178740027797

04472006 and 04472007 with 2 straps. The footrest is counted as a step. The EN 50528 standard determines values that protect users against low voltage currents below 1000 volts a.c. or 1500 volts d.c. The breakdown test is 10000 volts. Producentforskriften Certificate C901062. AFS 2004:3 Certificate C901061. SS 2091 edition 4 Certificate C901061. Tested and certified by RISE.



DOUBLE ACCESS NEW

THE MUST-HAVE FOR WORKSITES

Standard **EN 14183 / EN 131*** | Decree **96-333** | Guarantee (year) **5**

+ OPTIMAL COMFORT AND FLOW

- Double access step ladder, usable from both sides
- Upper spreader lock to step over obstacles
- Deep steps of 80mm
- Sturdy open-profile uprights that are easy to handle
- Fully foldable for minimal space
- Also available with ultra-compact folding guardrail



Model shown: 02374842

Model shown: 02374844

Model shown: 02374848

- Aluminium
- Intensive
- Flat surface
- Maximum load 150kg
- Professional class

WITH GUARDRAIL

Reference	Number of rungs / steps	Folded product height (m)	Thickness of folded product (m)	Overall product height (m)	Maximum footrest height (m)	Access height max (m)	Footprint (maximum adjustment) (m)	Overall width (without stab) (m)	Upright section (mm)	Weight (kg)	Barcode
02374853	3	0.77	0.22	1.33	0.46	2.46	0.70	0.46	82	7.30	8711563284142
02374854	4	1.02	0.22	1.56	0.69	2.69	0.88	0.49	82	8.60	8711563284159
02374855	5	1.27	0.22	1.80	0.93	2.93	1.05	0.53	82	1.10	8711563284166
02374856	6	1.53	0.22	2.04	1.16	3.16	1.22	0.55	82	11.70	8711563284173
02374857	7	1.78	0.22	2.26	1.40	3.40	1.40	0.59	82	13.30	8711563284180
02374858	8	2.03	0.22	2.50	1.63	3.63	1.56	0.61	82	14.70	8711563284197

The footrest is counted as a step.

WITHOUT GUARDRAIL

Reference	Number of rungs / steps	Folded product height (m)	Thickness of folded product (m)	Overall product height (m)	Maximum footrest height (m)	Access height max (m)	Footprint (maximum adjustment) (m)	Overall width (without stab) (m)	Upright section (mm)	Weight (kg)	Barcode
02374842	2	0.53	0.19	0.48	0.48	2.48	0.52	0.43	82	3.50	8711563284074
02374843	3	0.77	0.19	0.71	0.23	2.23	0.70	0.46	82	5.20	8711563284081
02374845	5	1.27	0.19	1.18	0.70	2.70	1.05	0.53	82	8	8711563284104
02374846	6	1.53	0.19	1.42	0.93	2.93	1.22	0.55	82	9.60	8711563284111
02374847	7	1.78	0.19	1.65	1.16	3.16	1.40	0.59	82	11.20	8711563284128
02374848	8	2.03	0.19	1.88	1.40	3.40	1.56	0.61	82	12.60	8711563284135
02374840	Guardrail									2.1	8711563135819

* Range EN 131 except for 2 steps standardised EN 14183.

Comfortable support surface



High-safety grooved steps 80mm



2 versions available: with or without guardrail



Anti-pinch hinge system



Anti-slip footpads



Model shown: 02374854



DOUBLE-SIDED FOR WORKSITE

THE ANODISED DOUBLE LADDER



MADE IN FRANCE

Standard **EN 131** | Decree **96-333** | Guarantee (year) **5**

- High comfort 90mm steps
- 350 x 220mm footrest
- Patented anti-rotation system, rigid step/upright connections
- Anodised uprights for working clean-handed
- Interchangeable non-slip high-security covering footpads
- Anti-folding aluminium compass



350 x 220mm footrest



Model shown: 02374103

- Anodised aluminum
- Intensive
- Flat surface
- Maximum load 150kg
- Professional class
- Recyclable up to 78%

Reference	Number of rungs / steps	Folded product height (m)	Thickness of folded product (m)	Overall product height (m)	Maximum footrest height (m)	Access height max (m)	Footprint (maximum adjustment) (m)	Overall width (without stab) (m)	Upright section (mm)	Weight (kg)	Barcode
02374103	3	0.75	0.21	0.67	0.45	2.45	0.80	0.49	50	4.40	3178740033828
02374104	4	1.02	0.21	0.89	0.67	2.67	1	0.89	50	5.80	3178740033835

The footrest is counted as a step.

STEP IUM

LIGHT AND COMPACT



MADE IN FRANCE

Standard **EN 14183** | Decree **96-333** | Guarantee (year) **2**

- High comfort steps: 200mm
- Light and compact
- Easy and quick to assemble
- Delivered in a box (self-assembly with assembly instructions included)
- This product is designed for an access not a working at height solution



Model shown: 02374722

Delivered in a box



Self-assembly with assembly instructions included



Model shown: 02374723

- Aluminium
- Intensive
- Flat surface
- Maximum load 150kg
- Professional class
- Recyclable up to 93%

Référence	Number of rungs / steps	Overall product height (m)	Maximum footrest height (m)	Access height max (m)	Footprint (maximum adjustment) (m)	Overall width (without stab) (m)	Upright section (mm)	Weight (kg)	Barcode
02374722	2	0.39	0.39	2.39	0.53	0.63	60	3.40	3178740222161
02374723	3	0.59	0.59	2.59	0.70	0.63	60	5.10	3178740222178

The footrest is counted as a step.

COMFORT FOLDING XL

THE COMPANION FOR CONSTRUCTION PROFESSIONALS



MADE IN FRANCE

Standard **EN 14183** | Decree **96-333** | Guarantee (year) **5**

WIDE FOOTREST

- Foldable guardrail (600mm in height)
- Comfortable anti-slip footrest 400 x 400mm
- Very comfortable, grooved, anti-slip steps 200mm wide
- Ultra-wide articulated anti-slip footpads 100 x 55mm

Aluminium **Intensive** **Flat surface** **Maximum load 150kg** **Professional class** **Recyclable up to 89%**

Reference	Number of rungs / steps	Folded product height (m)	Thickness of folded product (m)	Overall product height (m)	Maximum footrest height (m)	Access height max (m)	Footprint (maximum adjustment) (m)	Overall length (without stab) (m)	Overall width (without stab) (m)	Upright section (mm)	Weight (kg)	Barcode
02374603	3	1.28	0.27	1.34	0.70	2.70	1.09	1.09	0.51	79.50	9.20	3178740074319
02374599	2 wheels assembly Ø100mm										0.60	3178740074326
02379499	Fabric tool holder										0.50	3178740160487

The footrest is counted as a step.

Optional tool holder for fixing to the guardrail



Optional 2 wheels Ø 100mm kit



PODIUM

KING-SIZE COMFORT



MADE IN FRANCE

Standard **EN 14183** | Decree **96-333** | Guarantee (year) **5**

HIGH COMFORT FOOTREST

- Extra-wide 200mm grooved steps
- Very comfortable to use thanks to its 600 x 600mm footrest
- Cannot be fitted with front guardrail alone must be fitted with side guardrail
- Optional: 2-wheel Ø 100mm kit (02374599), side rail and front rail for even greater safety

Aluminium **Intensive** **Flat surface** **Maximum load 150kg** **Professional class** **Recyclable up to 94%**

Reference	Number of rungs / steps	Overall product height (m)	Maximum footrest height (m)	Access height max (m)	Footprint (maximum adjustment) (m)	Overall width (without stab) (m)	Upright section (mm)	Weight (kg)	Barcode
02374202	2	0.49	0.49	2.49	0.92	0.72	60	7.20	3178740039776
02374203	3	0.73	0.73	2.73	1.08	0.72	60	10	3178740039738
02374204	4	0.98	0.98	2.98	1.25	0.72	60	12.30	3178740039745
02374208	Side guardrail							3	3178740153045
02374209	Frontal guardrail							3.30	3178740153052
02374599	2 wheels assembly Ø100mm							0.60	3178740074326
02379499	Fabric tool holder							0.50	3178740160487

The footrest is counted as a step. Products delivered without guardrails.

Optional 2 wheels Ø 100mm kit



Optional tool holder for fixing to the guardrail



Model shown: 02374203



Model shown: 02374203 with 2 side guardrails and 1 frontal guardrail

MODUL

TAILOR-MADE COMFORT



Standard **EN 14183** | Decree **96-333** | Guarantee (year) **5**

SEVERAL OPTIONS

- A complete range: 5 access heights with ribbed aluminium steps
- Backup step ladders very often used in industry
- Footrest 560 x 400mm and steps 200mm wide offering high comfort
- The steps can be replaced
- Ramps as standard or on option can be used to increase the antifall safety (from 3-step model)
- This product is designed for an access not a working at height solution



Model shown: 02379833

- Aluminium**
- Intensive**
- Flat surface**
- Maximum load 150kg**
- Professional class**
- Recyclable up to 94%**

Reference	Number of rungs / steps	Overall product height (m)	Maximum footrest height (m)	Access height max (m)	Footprint (maximum adjustment) (m)	Overall width (without stab) (m)	Weight (kg)	Barcode	
02379831	1	0,23	0,23	2,23	0,39	0,50	2,60	3178740152680	
02379832	2	0,39	0,39	2,39	0,68	0,67	4,20	3178740152697	
02379833	3	0,59	0,59	2,59	0,86	0,67	5,90	3178740152703	
02379834	4	0,79	0,79	2,79	1,06,96	0,67	8,40	3178740152710	
02379835	5	0,99	0,99	2,99	1,28,36	0,67	10,40	3178740152727	
02379813	Retractable castors							1,50	3178740152765
02379814	Ramp kit (from 3-step model)							1,30	3178740152772

The footrest is counted as a step.



MODUL ALUMINIUM WITH 1 RAMP

Reference	Number of rungs / steps	Overall product height (m)	Maximum footrest height (m)	Access height max (m)	Footprint (maximum adjustment) (m)	Overall width (without stab) (m)	Weight (kg)	Barcode	
02379853	3	1,30	0,59	2,59	0,84	0,67	7,30	3178740152734	
02379854	4	1,50	0,79	2,79	1,06	0,67	9,10	3178740152741	
02379855	5	1,70	0,99	2,99	1,27	0,67	11,10	3178740152758	
02379813	Retractable castors							1,50	3178740152765
02379814	Ramp kit (from 3-step model)							1,30	3178740152772

The footrest is counted as a step.



Model shown: 02379853



OUR
LADDERS

PLATINIUM 3-SECTION COMBINATION

PAGE 63



EVOKLIP

PAGE 77



TRUCK ACCESS LADDER

PAGE 80



FLEX'UP +

PAGE 74



GUIDE TO UNIVERSAL LADDERS

ARTICULATED AND TELESCOPIC





SINGLE

	ARTIPLI	MULTISCOPIC	FLEX'UP	FLEX'UP + NEW MODEL	X-TENSO 2	PRONOR SINGLE	PLATINIUM SINGLE WITH/WITHOUT HOOKS	PLATINIUM SINGLE FLARED BASE
Use	Intensive	Intensive	Ultra intensive	Ultra intensive	Intensive	Intensive	Ultra intensive	Ultra intensive
Material	Mixed aluminium/steel	Aluminium	Aluminium	Aluminium	Aluminium	Aluminium	Aluminium	Aluminium
Max access height	4.20m	5.64m	5.93m	4.85m	5.30m	6.12m	7.82m	5.81m
Level offset		✓	✓	✓				
Level adjustment				✓				
Standard	EN 131-4	EN 131-4	EN 131-4	EN 131-4	EN 131-6:2019	EN 131	EN 131	EN 131
Label						Ref. NF 93	Ref. NF 93	Ref. NF 93
Green impact label								
Class	Professional	Professional	Professional	Professional	Professional	Professional	Professional	Professional
Page	76	76	73	74	75	72	68	67

EXTENSION

COMBINATION

NEW SPECIAL
HEAVY DIYERS AND HOMEOWNERS

					
PRONOR PUSH-UP WITH/WITHOUT HOOKS	PLATINIUM PUSH-UP WITH/WITHOUT HOOKS	PRONOR ROPE- OPERATED	PLATINIUM ROPE- OPERATED	PRONOR COMBINATION	PLATINIUM COMBINATION
Intensive	Ultra intensive	Intensive	Ultra intensive	Intensive	Ultra intensive
Aluminium	Aluminium	Aluminium	Aluminium	Aluminium	Aluminium
6.93m	10.90m	13.67m	17.05m	8.83m	8.59m
				✓	✓
EN 131	EN 131	EN 131	EN 131	EN 131	EN 131
 Ref. NF 93	 Ref. NF 93	 Ref. NF 93	 Ref. NF 93	 Ref. NF 93	 Ref. NF 93
Professional	Professional	Professional	Professional	Professional	Professional
72	66-67	71	64-65	69-70	62-63













X-SCOPIC & STARLINE RANGE



108-110






















GUIDE TO SPECIAL PURPOSES LADDERS

ROOFING — CONSTRUCTION & BUILDING INDUSTRY — MAINTENANCE

									
	EVOKLIP	TRUCK ACCESS LADDER	SLAB ACCESS LADDER	EXCAVATION LADDER	PRECAST WALL LADDER	SINGLE MIXED LADDER ALUMINIUM/ STEEL	SINGLE MIXED FLARED BASE ALUMINIUM/ STEEL	ALL-ALUMINIUM FREE-STANDING	ALL-ALUMINIUM GRS
Use	Intensive	Ultra intensive	Ultra intensive	Ultra intensive	Ultra intensive	Ultra intensive	Ultra intensive	Intensive	Intensive
Material	Aluminium	Aluminium	Aluminium	Aluminium	Aluminium	Mixed aluminium/ steel	Mixed aluminium/ steel	Aluminium	Aluminium
Max access height	7.29m max. ladder length	1.49m max. platform height	4.77m max. slab height	4.73m max. access depth	4.64m	5.92m	5.82m	4.95m	4.95m
Level offset			✓	✓					
Level adjustment		✓		✓	✓				
Standard						EN 131	EN 131	NF E 85-211	NF E 85-211
Label						 Ref. NF 93	 Ref. NF 93		
Class	Professional		Professional	Professional		Professional	Professional	Professional	Professional
Page	77	80	78	79	80	Contact us	Contact us	Contact us	Contact us

ELECTRICITY

FIREMEN

											
WINDOW CLEANING LADDER	BASIC ALUMINIUM LADDER WITH STEPS	SINGLE INSULATED	PUSH-UP INSULATED LADDER	ROPE-OPERATED INSULATED LADDER	ISOLEX ROPE-OPERATED INSULATED LADDER	DOUBLE INSULATED	COMBINATION INSULATED	SINGLE FIXED WITH FIREMEN HOOKS	SINGLE FOLDING WITH FIREMEN HOOKS	PUSH-UP FOR FIREMEN	ROPE-OPERATED FOR FIREMEN
Regular	Ultra intensive	Ultra intensive	Ultra intensive	Ultra intensive	Ultra intensive	Ultra intensive	Ultra intensive	Ultra intensive	Ultra intensive	Ultra intensive	Ultra intensive
Aluminium	Aluminium	Mixed aluminium/fibreglass	Mixed aluminium/fibreglass	Mixed aluminium/fibreglass	Mixed aluminium/fibreglass	Mixed aluminium/fibreglass	Mixed aluminium/fibreglass	Aluminium	Aluminium	Aluminium	Aluminium
4.82m	3.90m	5.93m	7.04m	10.10m	10.88m	4.24m	6.68m	5.18m	5.25m	4.92m	15.92m
							✓				
	EN 131	EN 131 / Test complies with EN 50528	EN 131 / Test complies with EN 50528	EN 131 / Test complies with EN 50528	EN 131 / Test complies with EN 50528	EN 131 / Test complies with EN 50528	EN 131 / Test complies with EN 50528	EN 1147 / NIT 331	EN 1147 / NIT 331	EN 1147 / NIT 331	EN 1147 / NIT 331
	 Ref. NF 93	 Ref. NF 93	 Ref. NF 93	 Ref. NF 93	 Ref. NF 93	 Ref. NF 93	 Ref. NF 93	 Ref. NF 93	 Ref. NF 93	 Ref. NF 93	 Ref. NF 93
Professional	Professional	Professional	Professional	Professional	Professional	Professional	Professional				
Contact us	Contact us	83	82	82	83	81	81	Contact us	Contact us	Contact us	Contact us

PLATINIUM 2-SECTION COMBINATION

UNRIVALLED TOP-GRADE COMBINATION LADDER



Standard **EN 131** | Decree **96-333** | Guarantee (year) **5**

- Designed to carry ultra-intensive loads on any type of floor
- Outstanding strength, safety and comfort
- Intuitive, automatic assembly with its Quick Safe system
- The super-strong ribbed moulded aluminium hinge is unbreakable
- Reinforced profiles for greater stability and durability
- Models tested to withstand the needs of the most demanding professionals
- Removable strap for free passage

Sliding section locking hooks



Intuitive ribbed and semi-automatic hinges



Distance between rungs 280mm (30 x 30mm rungs)



High-security covering footpads



Model shown: 02442610

- Aluminium**
- Ultra intensive**
- Flat surface/Level offset**
- Maximum load 150kg**
- Professional class**
- Recyclable up to 91%**

Reference	Number of rungs / steps	Folded product height (m)	Aerial height (m)	Height of deployed product (maximum adjustment) (m)	Minimum access height (m)	Maximum access height (m)	Overall width (without stab) (m)	Footprint (maximum adjustment) (m)	Upright section (mm)	Weight (kg)	Barcode
02442606	2x6	1.80	1.66	2.92	2.70	3.82	0.69	1.28	66	7.80	3178740187446
02442607	2x7	2.08	1.93	3.48	2.98	4.38	0.77	1.47	66	8.90	3178740187453
02442608	2x8	2.36	2.19	4.04	3.26	4.94	0.85	1.66	66	10	3178740187460
02442609	2x9	2.64	2.45	4.60	3.54	5.50	0.85	1.86	66	10.80	3178740187477
02442610	2x10	2.92	2.71	4.88	3.82	5.78	0.93	2.05	66	12	3178740187484
02442612	2x12	3.48	3.25	6	4.38	6.90	1.02	2.44	79	16.30	3178740187491



PLATINIUM 3-SECTION COMBINATION

HIGHLY VERSATILE



Standard **EN 131** | Decree **96-333** | Guarantee (year) **5**

- Designed to carry ultra-intensive loads on any type of floor
- Outstanding strength, safety and comfort
- Intuitive, automatic assembly with its Quick Safe system
- The super-strong ribbed moulded aluminium hinge is unbreakable
- Reinforced profiles for greater stability and durability
- Models tested to withstand the needs of the most demanding professionals
- The upper section is held onto the central section by two sliding mechanisms at the top and two hooks fitted with a safety lock at the bottom
- Removable strap for free passage
- Sliding section locking hooks

2 hooks on the upper section are placed on the rungs of the lower section



3rd integral section for the 3x12-rungs model



Ultra-strong rungs through double expansion crimping



Flared base for increased stability



Model shown: 02443609

- Aluminium
- Ultra intensive
- Flat surface/Level offset
- Maximum load 150kg
- Professional class
- Recyclable up to 92%

Reference	Number of rungs / steps	Folded product height (m)	Aerial height (m)	Height of deployed product (maximum adjustment) (m)	Minimum access height (m)	Aerial access height (m)	Maximum access height (m)	Overall width (without stab) (m)	Footprint (maximum adjustment) (m)	Upright section (mm)	Weight (kg)	Barcode
02443607	3x7	2.09	3.41	4.89	3	4.33	5.80	0.84	1.48	66	13.10	3178740187927
02443608	3x8	2.37	3.69	5.17	3.28	4.61	6.08	0.93	1.68	66	14.80	3178740187934
02443609	3x9	2.65	4.25	6.01	3.56	5.17	6.92	1.02	1.88	79.50	18.20	3178740187941
02443610	3x10	2.93	4.81	6.85	3.84	5.73	7.76	1.10	2.07	79.50	20	3178740187958
02443612	3x12	3.49	5.65	7.69	4.40	6.57	8.59	1.18	2.45	79.50	24.30	3178740187965



PLATINIUM 500 2-SECTION ROPE-OPERATED

THE VERY BEST IN COMFORT AND SAFETY



Standard **EN 131** | Decree **96-333** | Guarantee (year) **5**

- The 30 x 30mm rungs have a flat surface under their feet for greater comfort
- 250mm spacing between rungs for greater comfort (knee on the 3rd rung)
- The footpad caps are drilled so that professionals can use a carpenter's nail to fix the ladder into the ground

Aluminium **Ultra intensive** **Flat surface** **Maximum load 150kg** **Professional class** **Recyclable up to 90%**

Reference	Number of rungs / steps	Folded product height (m)	Height of deployed product (maximum adjustment) (m)	Minimum access height (m)	Maximum access height (m)	Overall width (without stab) (m)	Overall width (with stab - max adjustment) (m)	Upright section (mm)	Weight (kg)	Barcode
02532311	2x11	2.98	4.98	3.88	5.88	0.60	1.25	76	20.60	3178740162559
02532313	2x13	3.48	5.98	4.38	6.88	0.60	1.25	76	23.10	3178740162566
02532316	2x16	4.23	6.98	5.13	7.88	0.60	1.25	76	26.90	3178740162573
02532318	2x18	4.72	7.98	5.63	8.88	0.60	1.25	76	29.40	3178740162580
02532320	2x20	5.23	8.98	6.13	9.88	0.60	1.25	90	36.60	3178740162597
02532322	2x22	5.73	9.98	6.63	10.88	0.60	1.25	101	41.40	3178740162603



Model shown: 02532311

**Extension wheels
Ø 125mm**



**Interchangeable
anti-slip caps**



PLATINIUM 500 3-SECTION ROPE-OPERATED

THE ULTIMATE IN REALLY LONG LADDERS



Standard **EN 131** | Decree **96-333** | Guarantee (year) **5**

- Easy to use with its rope-operated system (UV-treated rope)
- The ribbed profile of the uprights makes them easy to handle for precise installation
- When the sections are deployed, rungs are in line and form a real step under the user's feet

Aluminium **Ultra intensive** **Flat surface** **Maximum load 150kg** **Professional class** **Recyclable up to 90%**

Reference	Number of rungs / steps	Folded product height (m)	Height of deployed product (maximum adjustment) (m)	Minimum access height (m)	Maximum access height (m)	Overall width (without stab) (m)	Overall width (with stab - max adjustment) (m)	Upright section (mm)	Weight (kg)	Barcode
02533311	3x11	3	7	3.90	7.90	0.70	1.35	76	31.40	3178740162818
02533313	3x13	3.50	8.50	4.40	9.40	0.70	1.35	76	35.50	3178740162825
02533318	3x18	4.74	11.24	5.65	12.14	0.70	1.35	90/91/90	47.90	3178740162849
02533320	3x20	5.25	12.75	6.15	13.65	0.70	1.35	101/103/101	59.70	3178740162856



Model shown: 02533311

**Orientated rungs,
foot rests flat**



**For accessing
alongside walls**



PLATINIUM 300 2-SECTION ROPE-OPERATED

THE IDEAL LADDER FOR HIGH LEVEL WORK



Standard **EN 131** | Decree **96-333** | Guarantee (year) **5**

- The crimped upright/rung connections are highly reliable to ensure maximum user safety
- The upper section is fitted with non-staining black positioning wheels to make it easier to use on facades
- 280mm spacing between rungs makes the product more lightweight and easier to handle

Aluminium
Ultra intensive
Flat surface
Maximum load 150kg
Professional class
Recyclable up to 90%

Reference	Number of rungs / steps	Folded product height (m)	Height of deployed product (maximum adjustment) (m)	Minimum access height (m)	Maximum access height (m)	Overall width (without stab) (m)	Overall width (with stab - max adjustment) (m)	Upright section (mm)	Weight (kg)	Barcode
02432310	2x10	2.97	4.93	3.87	5.83	0.60	1.24	76	19.50	3178740162634
02432312	2x12	3.53	6.05	4.43	6.95	0.60	1.24	76	21.50	3178740162641
02432314	2x14	4.09	6.89	4.99	7.79	0.60	1.24	76	24	3178740162658
02432316	2x16	4.65	8.02	5.55	8.92	0.60	1.23	76	26.50	3178740162665
02432318	2x18	5.22	9.14	6.12	10.04	0.60	1.24	90	33.50	3178740162672
02432320	2x20	5.78	9.98	6.68	10.88	0.60	1.23	90	35	3178740162689
02432323	2x23	6.62	11.94	7.52	12.84	0.60	1.23	101	40	3178740162702

⊗ Reference on demand



Model shown: 02432310

PLATINIUM 300 3-SECTION ROPE-OPERATED

THE REFERENCE FOR HIGH LEVEL PROFESSIONALS




Standard **EN 131** | Decree **96-333** | Guarantee (year) **5**

- The rope is an essential safety element for using this model (it is UV-resistant)
- The two extruded aluminium locking pivots provide the unit with high accuracy and enable to be positioned at the right height in total safety

Aluminium
Ultra intensive
Flat surface
Maximum load 150kg
Professional class
Recyclable up to 90%

Reference	Number of rungs / steps	Folded product height (m)	Height of deployed product (maximum adjustment) (m)	Minimum access height (m)	Maximum access height (m)	Overall width (without stab) (m)	Overall width (with stab - max adjustment) (m)	Upright section (mm)	Weight (kg)	Barcode
02433310	3x10	2.98	6.90	3.88	7.80	0.70	1.35	66/76/66	27	3178740162870
02433313	3x13	3.82	8.86	4.72	9.76	0.70	1.35	76/76/76	36	3178740162887
02433316	3x16	4.66	11.39	5.57	12.29	0.70	1.35	90/91/90	46.50	3178740162900
02433318	3x18	5.23	12.49	6.13	13.39	0.70	1.35	101/103/101	53.50	3178740162917
02433320	3x20	5.79	14.19	6.69	15.09	0.70	1.35	101/103/101	60.50	3178740162924
02433323	3x23	6.63	16.15	7.53	17.05	0.70	1.35	111/115/111	78	3178740162931

⊗ Reference on demand



Model shown: 02433310

PLATINIUM 2-SECTION PUSH-UP

THE LADDER FOR MEDIUM LEVEL WORK




Standard **EN 131** | Decree **96-333** | Guarantee (year) **5**

- Reinforced profiles with 30 x 30mm rungs
- Locking of the sliding section to ensure safety in the access position

Aluminium **Ultra intensive** **Flat surface** **Maximum load 150kg** **Professional class** **Recyclable up to 91%**

Reference	Number of rungs / steps	Folded product height (m)	Height of deployed product (maximum adjustment) (m)	Minimum access height (m)	Maximum access height (m)	Overall width (without stab) (m)	Overall width (with stab - max adjustment) (m)	Upright section (mm)	Weight (kg)	Barcode
02422806	2x6	1.80	2.94	2.68	3.84	0.44	0.71	66	6.80	3178740169169
02422807	2x7	2.08	3.50	2.96	4.40	0.44	0.71	66	7.70	3178740162351
02422808	2x8	2.36	4.06	3.24	4.96	0.44	0.81	66	8.70	3178740162368
02422810	2x10	2.92	4.90	3.80	5.80	0.44	0.91	66	10.50	3178740162375
02422812	2x12	3.55	6.11	4.45	7.01		1.01	79.50	14.30	3178740162382
02422814	2x14	4.11	6.95	5	7.85		1.11	79.50	16.40	3178740162399
02422816	2x16	4.68	8.35	5.57	9.25		1.21	90	21.70	3178740162405
02422818	2x18	5.24	9.19	6.12	10.90		1.21	90	23.90	3178740162412

The ladders of the 6 to 10 rung models are detachable. The 12 to 18 rung models are fitted with castor wheels on the top. Producentforskriften Certificate C901062. AFS 2004:3 Certificate C901061. SS 2091 edition 4 Certificate C901061. Tested and certified by RISE. © Reference on demand



Ø 125mm extension wheels (12 to 18 rungs)



Wide base for increased stability



Model shown: 02422807

PLATINIUM 2-SECTION PUSH-UP WITH HOOKS

THE LADDER FOR MEDIUM LEVEL WORK



Standard **EN 131** | Decree **96-333** | Guarantee (year) **5**

- These models are very easy to install and can be used to reach medium heights very quickly
- Lightweight and easy to install

Aluminium **Ultra intensive** **Flat surface** **Maximum load 150kg** **Professional class** **Recyclable up to 91%**

Reference	Number of rungs / steps	Folded product height (m)	Height of deployed product (maximum adjustment) (m)	Minimum access height (m)	Maximum access height (m)	Overall width (without stab) (m)	Upright section (mm)	Weight (kg)	Barcode
02422706-002	2x6	1.78	2.94	2.68	3.84	0.45	66	6.30	3178740152512
02422707-002	2x7	2.06	3.46	2.96	4.40	0.45	66	7.20	3178740152536
02422708-002	2x8	2.34	4.02	3.24	4.96	0.45	66	8.10	3178740152529
02422710-002	2x10	2.90	4.86	3.80	5.80	0.45	66	9.90	3178740153922
09061002	Mooring bar							1.50	3178740099893



Optional mooring bar



High-safety covering footpads with wear indicator



Model shown: 02422708-002

PLATINIUM 3-SECTION PUSH-UP

THE LADDER FOR HIGH LEVEL WORK



Standard **EN 131** | Decree **96-333** | Guarantee (year) **5**

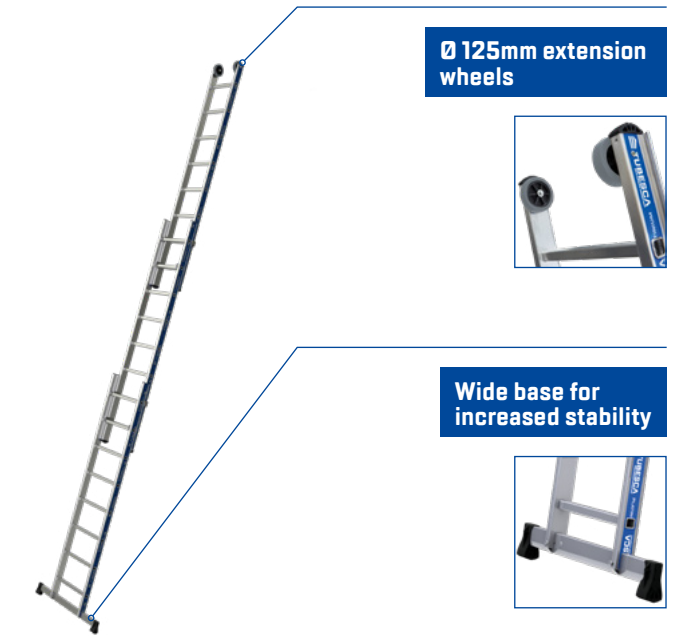
- Lightweight and easy to install
- Locking of the sliding section to ensure safety in the access position
- These models are very easy to install and can be used to reach medium heights very quickly
- Sections plans are inseparable

Aluminium
Ultra intensif
Sol plat
Charge maxi 150 kg
Classe professionnelle
Recyclable jusqu'à 92 %

Reference	Number of rungs / steps	Folded product height (m)	Height of deployed product (maximum adjustment) (m)	Minimum access height (m)	Maximum access height (m)	Overall width (without stab) (m)	Overall width (with stab - max adjustment) (m)	Upright section (mm)	Weight (kg)	Barcode
02423108	3x8	2.47	5.23	3.37	6.13	0.50	1.01	79	15.90	3178740188290
02423110	3x10	3.03	6.91	3.93	8.81	0.50	1.11	79	19	3178740188306
02423112	3x12	3.59	8.59	4.49	9.49	0.50	1.21	90	25.60	3178740188313
02423114	3x14	4.15	9.43	5.05	10.33	0.50	1.21	90	29.20	3178740188320

Producenten Certifikat C901062. AFS 2004:3 Certificate C901061. SS 2091 edition 4 Certificate C901061. Tested and certified by RISE.

⊗ Reference on demand



Ø 125mm extension wheels



Wide base for increased stability



Model shown: 02423108

PLATINIUM SINGLE FLARED BASE

MAXIMUM SAFETY ON YOUR WORK-SITES



Standard **EN 131** | Decree **96-333** | Guarantee (year) **5**

- Simple and lightweight
- Very stable thanks to its flared base
- Reinforced upright profiles with 30 x 30mm rungs

Aluminium
Ultra intensive
Flat surface
Maximum load 150kg
Professional class
Recyclable up to 91%

Reference	Number of rungs / steps	Overall product height (m)	Maximum access height (m)	Overall width (without stab) (m)	Upright section (mm)	Weight (kg)	Barcode
02411210	10	2.96	3.85	0.69	66	5.50	3178740185749
02411212	12	3.52	4.41	0.85	66	6.40	3178740185756
02411214	14	4.08	4.97	0.85	66	7.60	3178740185763
02411217	17	4.91	5.81	0.94	79.50	10.40	3178740185770



Ultra-strong rungs through double expansion crimping



Ribbed anti-slip footpads



Model shown: 02411210

PLATINIUM SINGLE STRAIGHT

THE ESSENTIAL LADDER FOR FINISHING WORK



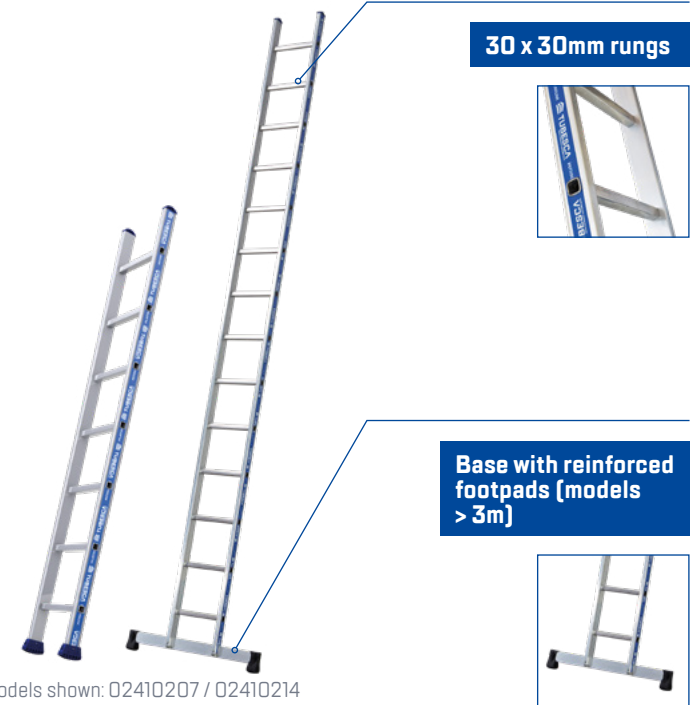
Standard **EN 131** | Decree **96-333** | Guarantee (year) **5**

- Reliable and robust, very easy to handle
- Reinforced upright profiles with 30 x 30mm rungs

Aluminium
Ultra intensive
Flat surface
Maximum load 150kg
Professional class
Recyclable up to 92%

Reference	Number of rungs / steps	Overall product height (m)	Maximum access height (m)	Overall width (without stab) (m)	Overall width (with stab - max adjustment) (m)	Upright section (mm)	Weight (kg)	Barcode
02410206	6	1.85	2.75	0.36		66	3.20	3178740185299
02410207	7	2.13	3.03	0.36		66	3.70	3178740185305
02410208	8	2.41	3.31	0.36		66	4.10	3178740185312
02410210	10	2.97	3.87	0.36		66	5	3178740185329
02410212	12	3.56	4.46	0.36	0.81	66	6.20	3178740162207
02410214	14	4.12	5.02	0.43	0.91	66	7.50	3178740162214
02410216	16	4.68	5.58	0.43	0.91	66	8.40	3178740162221
02410217	17	4.96	5.86	0.43	1.01	79.50	9.70	3178740162238
02410220	20	5.80	6.70	0.43	1.11	79.50	11.30	3178740162252
02410224	24	6.92	7.82	0.43	1.11	79.50	13.40	3178740162269

⊗ Reference on demand



Models shown: 02410207 / 02410214

PLATINIUM SINGLE WITH HOOKS

THE ESSENTIAL CHOICE FOR FINISHING WORK



Guarantee (year) **5**

- Reliable, resistant and very easy to handle
- Reinforced profiles with 30 x 30mm rungs

Aluminium
Ultra intensive
Flat surface
Maximum load 150kg
Professional class

Reference	Number of rungs / steps	Overall product height (m)	Maximum access height (m)	Overall width (without stab) (m)	Upright section (mm)	Weight (kg)	Barcode
02410206-002 ⊗	6	1.85	2.75	0.36	66	3.55	3178740185374
02410207-002 ⊗	7	2.13	3.03	0.36	66	4.05	3178740185381
02410210-002 ⊗	10	2.97	3.87	0.36	66	5.35	3178740185398
09061002	Mooring bar					1.50	3178740099893

⊗ Reference on demand



Model shown: 02410207-002

PRONOR 2-SECTION COMBINATION

THE ESSENTIAL VERSATILE LADDER FOR PROFESSIONALS



Standard **EN 131** | Decree **96-333** | Guarantee (year) **5**

- 30 x 30mm rungs for ease of use
- Extreme rigidity with a reinforced ribbed cast aluminium hinge and a rigid anti-spreading arm

Aluminium
Intensive
Flat surface/Level offset
Maximum load 150kg
Professional class
Recyclable up to 92%

Reference	Number of rungs / steps	Folded product height (m)	Aerial height (m)	Height of deployed product (maximum adjustment) (m)	Minimum access height (m)	Maximum access height (m)	Overall width (without stab) (m)	Footprint (maximum adjustment) (m)	Upright section (mm)	Weight (kg)	Barcode
01252008	2x8	2.41	3.31	3.81	3.31	4.70	0,84	1,72	56	9,40	3178740187699
01252009	2x9	2.70	3.59	4.38	3.59	5.26	0,84	1,90	66	10,80	3178740187705
01252010	2x10	2.98	3.87	4.94	3.97	5.82	0,92	2,11	66	12	3178740187712
01252012	2x12	3.54	4.43	6.06	4.43	6.95	1,02	2,56	79,50	15,50	3178740187729
01252014	2x14	4.10	4.99	7.18	4.99	8.07	1,08	2,74	79,50	19	3178740187736

The 12- and 14-rung models are fitted with straps and not safety bars



Opening with automatic positioning



For flat and offset surfaces and stairways



Model shown: 01252008

PRONOR 3-SECTION COMBINATION

HIGHLY-VERSATILE



Standard **EN 131** | Decree **96-333** | Guarantee (year) **5**

- The most versatile model in the Pronor range
- 3rd section non-detachable for the 3x12-rung model

Aluminium
Intensive
Flat surface/Level offset
Maximum load 150kg
Professional class
Recyclable up to 92%

Reference	Number of rungs / steps	Folded product height (m)	Aerial height (m)	Height of deployed product (maximum adjustment) (m)	Minimum access height (m)	Aerial access height (m)	Maximum access height (m)	Overall width (without stab) (m)	Footprint (maximum adjustment) (m)	Upright section (mm)	Weight (kg)	Barcode
01253008	3x8	2.34	3.67	5.13	3.25	6.05	6.03	0,92	1,53	79,50	14,60	3178740187262
01253009	3x9	2.62	4.23	5.97	3.54	5.11	6.87	1	1,81	79,50	19,20	3178740187279
01253010	3x10	2.90	4.80	6.81	3.81	7.74	7.71	1,09	1,94	79,50	21,40	3178740187286
01253012	3x12	3.45	5.61	7.93	4.38	8.86	8.83	1,18	2,44	79/90/79	25,20	3178740187293

The 12-rung model is fitted with straps and not with safety arms



Ultra-strong rungs through double expansion crimping



Interlocking hooks and ribbed anti-slip footpads



Model shown: 01253008

PRONOR 2-SECTION COMBINATION WITH BASE

THE ESSENTIAL VERSATILE LADDER FOR PROFESSIONALS



Standard **EN 131** | Decree **96-333** | Guarantee (year) **5**

- Extremely rigid with a reinforced ribbed hinge in cast aluminium
- Lightweight and easy to erect and transport
- Stable with its wide base

Aluminium **Intensive** **Flat surface/Level offset** **Maximum load 150kg** **Professional class** **Recyclable up to 91%**

Reference	Number of rungs / steps	Thickness of folded product (m)	Folded product height (m)	Aerial height (m)	Height of deployed product (maximum adjustment) (m)	Minimum access height (m)	Maximum access height (m)	Overall width (with stab - max adjustment) (m)	Footprint (maximum adjustment) (m)	Upright section (mm)	Weight (kg)	Barcode
01252608	2x8	0.18	2.43	2.23	3.83	3.33	4.73	0.81	1.61	66	9.50	3178740188405
01252610	2x10	0.18	2.99	2.75	4.95	3.89	5.85	0.91	2	66	11.50	3178740188429
01252612	2x12	0.21	3.55	3.28	6.07	4.45	6.97	1.01	2.39	79.50	15.50	3178740188436
01252614	2x14	0.21	4.11	3.80	7.19	5.01	8.09	1.11	2.77	79.50	18	3178740188443

Models fitted with straps and not with safety arms
 ☉ Reference on demand



Model shown: 01252610

PRONOR 3-SECTION COMBINATION WITH BASE

HIGHLY VERSATILE



Standard **EN 131** | Decree **96-333** | Guarantee (year) **5**

- The most versatile model in the Pronor range
- 3rd section non-detachable for the +3m model

Aluminium **Intensive** **Flat surface/Level offset** **Maximum load 150kg** **Professional class** **Recyclable up to 92%**

Reference	Number of rungs / steps	Thickness of folded product (m)	Folded product height (m)	Aerial height (m)	Height of deployed product (maximum adjustment) (m)	Minimum access height (m)	Aerial access height (m)	Maximum access height (m)	Overall width (with stab - max adjustment) (m)	Footprint (maximum adjustment) (m)	Upright section (mm)	Weight (kg)	Barcode
01253608	3x8	0.21	2.30	3.65	5.19	3.21	4.55	6.09	0.91	1.62	79.5/79.5/79.5	13	3178740188573
01253609	3x9	0.21	2.59	4.22	6.03	3.49	5.12	6.93	1.01	1.81	79.5/79.5/79.5	16.30	3178740188580
01253610	3x10	0.21	2.87	4.78	6.87	3.77	5.68	7.77	1.11	2	79.5/90/79.5	19	3178740188597
01253612	3x12	0.22	3.43	5.62	8	4.33	6.52	8.89	1.21	2.38	79.5/90/79.5	21	3178740188603
01253614	3x14	0.22	3.96	6.74	9.67	4.89	7.64	10.57	1.21	2.76	79.5/90/79.5	27.30	3178740188610

Models fitted with straps and not with safety arms
 ☉ Reference on demand



Model shown: 01253610

PRONOR 2-SECTION ROPE-OPERATED

THE ESSENTIAL PROFESSIONAL UNIT FOR MEDIUM LEVELS




Standard **EN 131** | Decree **96-333** | Guarantee (year) **5**

- Very easy to handle for installation
- Can be used against a wall
- Can be used to access great heights

Aluminium
Intensive
Flat surface
Maximum load 150kg
Professional class
Recyclable up to 92%

Reference	Number of rungs / steps	Folded product height (m)	Height of deployed product (maximum adjustment) (m)	Minimum access height (m)	Maximum access height (m)	Overall width (without stab) (m)	Overall width (with stab - max adjustment) (m)	Upright section (mm)	Weight (kg)	Barcode
01232112	2x12	3.52	6.04	4.42	6.94	0.67	1.23	79	18.70	3178740186418
01232113	2x13	3.80	6.60	4.70	7.50	0.67	1.23	79	19.50	3178740186425
01232115	2x15	4.37	7.45	5.26	8.35	0.67	1.23	79	21.80	3178740186432
01232116	2x16	4.65	8.01	5.56	8.91	0.67	1.23	90	24.20	3178740186449
01232118	2x18	5.21	9.13	6.16	10.03	0.67	1.23	90	26.70	3178740186456
01232120	2x20	5.77	9.97	6.67	10.87	0.67	1.23	90	29.20	3178740186463
01232123	2x23	6.61	11.65	7.51	12.55	0.67	1.23	101	35.50	3178740186470



Model shown: 01232112

Locking pivot in cast aluminium (safe and accurate use)



Distance between rungs 280mm



PRONOR 3-SECTION ROPE-OPERATED

THE PROFESSIONAL MODEL FOR HIGH LEVEL WORK




Standard **EN 131** | Decree **96-333** | Guarantee (year) **5**

- Can be used against a wall
- Short folded length for storage and transport
- Polyamide glides for easy sliding of the sections (except 12 and 14 rung models)

Aluminium
Intensive
Flat surface
Maximum load 150kg
Professional class
Recyclable up to 92%

Reference	Number of rungs / steps	Folded product height (m)	Height of deployed product (maximum adjustment) (m)	Minimum access height (m)	Maximum access height (m)	Overall width (without stab) (m)	Overall width (with stab - max adjustment) (m)	Upright section (mm)	Weight (kg)	Barcode
01233110	3x10	2.97	6.88	3.88	7.78	0.79	1.36	66/76/66	27.50	3178740186708
01233112	3x12	3.53	8.57	4.44	9.47	0.79	1.36	79/91/79	32	3178740186715
01233114	3x14	4.10	9.41	5	10.31	0.79	1.36	79/91/79	40	3178740186722
01233116	3x16	4.66	11.10	5.56	11.99	0.79	1.36	90/103/90	42.50	3178740186739
01233118	3x18	5.22	12.78	6.12	13.67	0.79	1.36	90/103/90	49.50	3178740186746



Model shown: 01233110

Extension wheels Ø 100mm



Folding stabilisers for storage



PRONOR 2-SECTION PUSH-UP

EASY-OF-USE FOR MEETING ALL YOUR REQUIREMENTS



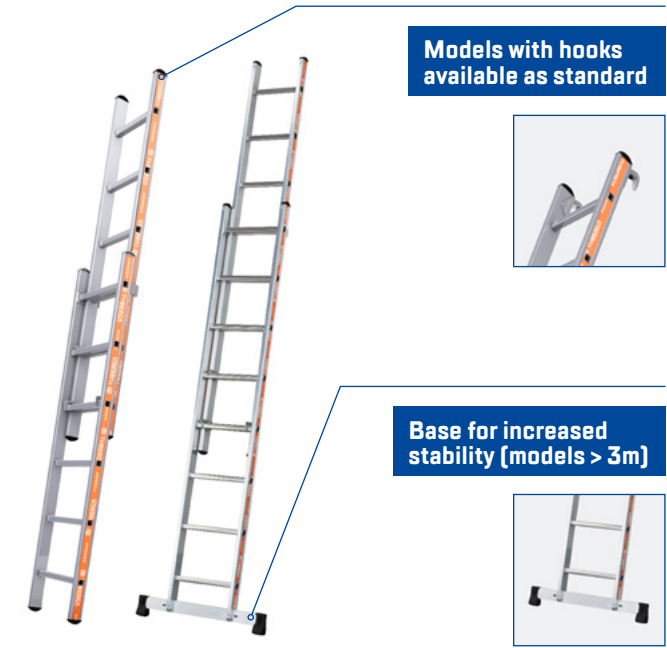
Standard **EN 131** | Decree **96-333** | Guarantee (year) **5**

- For quick safe work at high levels
- Sections are accurately guided in sturdy extruded aluminium runners

Aluminium
Intensive
Flat surface
Maximum load 150kg
Professional class
Recyclable up to 91%

Reference	Number of rungs / steps	Folded product height (m)	Height of deployed product (maximum adjustment) (m)	Minimum access height (m)	Maximum access height (m)	Overall width (without stab) (m)	Overall width (with stab - max adjustment) (m)	Upright section (mm)	Weight (kg)	Barcode
01222306	2x6	1.84	2.59	2.70	3.49	0.43		66	6.40	3178740186890
01222307	2x7	2.12	3.23	2.97	4.13	0.43	0.71	66	7.90	3178740162429
01222308	2x8	2.40	3.79	3.25	4.69	0.43	0.81	66	9.20	3178740162436
01222310	2x10	2.96	4.91	3.87	5.81	0.43	0.91	66	11.20	3178740162443
01222312	2x12	3.52	6.03	4.38	6.93	0.43	1.01	79	14.70	3178740162450
01222306-002	2x6	1.84	2.59	2.70	3.49	0.43		66	6.50	3178740186937
01222307-002	2x7	2.12	3.23	2.97	4.13	0.43	0.71	66	8.20	3178740186944
01222308-002	2x8	2.40	3.79	3.25	4.69	0.43	0.81	66	9.50	3178740186951
09061002	Mooring bar								1.50	3178740099893

* Models with hooks. ☉ Reference on demand



Models shown: 01222306 / 01222308

PRONOR SINGLE

A MUST FOR PROFESSIONALS



Standard **EN 131** | Decree **96-333** | Guarantee (year) **5**

- Uprights are designed for safe handling
- Rungs 30 x 30mm

Aluminium
Intensive
Flat surface
Maximum load 150kg
Professional class
Recyclable up to 92%

Reference	Number of rungs / steps	Overall product height (m)	Maximum access height (m)	Overall width (without stab) (m)	Overall width (with stab - max adjustment) (m)	Upright section (mm)	Weight (kg)	Barcode
01210508	8	2.40	3.30	0.35		56	3.50	3178740185473
01210509	9	2.68	3.58	0.35		56	4	3178740185480
01210510	10	2.96	3.86	0.35		56	4.50	3178740185497
01210512	12	3.52	4.42	0.35	0.71	66	6.50	3178740162276
01210514	14	4.10	5	0.35	0.81	66	7.40	3178740162283
01210516	16	4.66	5.56	0.35	0.91	66	8.40	3178740162290
01210518	18	5.22	6.12	0.35	0.91	79.50	11	3178740162306

Produsenforskriften Certificate C901062. AFS 2004:3 Certificate C901061. SS 2091 edition 4 Certificate C901061. Tested and certified by RISE.

☉ Reference on demand



Models shown: 01210508 / 01210512

FLEX'UP

COMPACT FOLDING LADDER

Standard **EN 131-4** | Decree **96-333** | Guarantee (year) **2**

+ VERSATILE AND COMPACT

- Multi-purpose ladder
- Easy to carry and store
- 2 positions: extended straight or double climbing section
- For easy, versatile use in all circumstances
- Telescopic sliding sections




Rung locking system



Can be used in level offset



Robust, self-locking hinges



Offset rungs for ease of use




Flared bases for greater stability and a smaller footprint



Model shown: 00094144

- Aluminium
- Ultra intensive
- Flat surface/Level offset
- Maximum load 150kg
- Professional class
- Recyclable up to 90%

Reference	Number of rungs / steps	Thickness of folded product (m)	Overall product height (m)	Folded product height (m)	Height of deployed product (maximum adjustment) (m)	Minimum access height (m)	Maximum access height (m)	Overall width (without stab) (m)	Footprint (maximum adjustment) (m)	Weight (kg)	Barcode
00094144	4x4	0.22	3.92	1.27	3.92	3.04	4.98	0.76	1.34	14.10	3178740243210
00094145	4x5	0.22	4.96	1.53	5.13	3.56	6.06	0.88	1.66	17.10	3178740243227




FLEX'UP + NEW MODEL

ULTRA ADJUSTABLE MULTI-PURPOSE LADDER

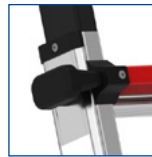
Standard **EN 131-4** | Decree **96-333** | Guarantee (year) **2**

+ 2 ADJUSTABLE FEET

- Multi-purpose ladder
- Easy to carry and store
- 2 positions: extended straight or double climbing section
- For easy, versatile use in all circumstances
- Telescopic sliding sections
- 2 adjustable feet for use on spiral staircases
- Feet can be adjusted by 24cm



Rung locking system



Can be used in level offset



Robust, self-locking hinges



Offset rungs for ease of use



Flared bases for greater stability and a smaller footprint



- Aluminium
- Ultra intensive
- Flat surface/Level adjustment/Level offset
- Maximum load 150kg
- Professional class
- Recyclable up to 90%

Reference	Number of rungs / steps	Thickness of folded product (m)	Overall product height (m)	Folded product height (m)	Height of deployed product (maximum adjustment) (m)	Minimum access height (m)	Maximum access height (m)	Overall width (without stab) (m)	Footprint (maximum adjustment) (m)	Weight (kg)	Barcode
00094156	4x4	0.22	1.93	1.23	3.98	3.04	4.85	0.75	1.32	15.10	3178740259334



X-TENSO 2

COMPACT, HIGH-PERFORMANCE LADDER

Standard **EN 131-6:2019** | Decree **96-333** | Guarantee (year) **2**

- Telescopic ladder
- Highly compact (storage and transport)
- Safe sliding and block-free ladder movement thanks to the rings that guide the moving parts
- Green indicator for correct set up
- Integrated fall arrester
- Closed holding straps
- Telescopic stabilisers automatically released when the last rung is deployed (models > 3m)
- 38mm ribbed anti-slip steps for maximum comfort
- Comfort handles for easy transport

Anti-slip footpads (10 rungs model)



Reinforced end caps for perfect stability



Adjustable height for all worksite requirements



Retractable stabilisers on 11, 13 and 15 rungs models



Models shown: 00094829 / 00094832 / 00094838 / 00094844

- Aluminium
- Intensive
- Flat surface
- Maximum load 150kg
- Professional class
- Recyclable up to 89%

Reference	Number of rungs / steps	Thickness of folded product (m)	Folded product height (m)	Height of deployed product (maximum adjustment) (m)	Maximum access height (m)	Overall width (without stab) (m)	Overall width (with stab - max adjustment) (m)	Upright section (mm)	Weight (kg)	Barcode
00094829	10	0.10	0.76	2.91	3.80	0.48		37/69	9.60	3178740226343
00094832	11	0.11	0.82	3.20	4.10	0.55	0.80	37/73	12.40	3178740226350
00094838	13	0.11	0.88	3.84	4.70	0.62	0.87	41/85	16.20	3178740226367
00094844	15	0.12	0.94	4.43	5.30	0.62	0.93	41/93	21	3178740226374

2 push-buttons to fold the ladder



ARTIPLI

THE CRAFTSMAN'S ARTICULATED LADDER

Standard **EN 131-4** | Decree **96-333** | Guarantee (year) **2**

- Easy to deploy / fold thanks to pre-programmed positions
- Easy storage and transport: foldable and compact
- Anti-slip steel platform
- Rung spacing 260mm
- 4 possible positions:
 1. Platform (max access height: 2.89m)
 2. Double ladder (max access height: 2.52m)
 3. Wall spacer (max access height: 3.29m)
 4. Single ladder (max access height: 4.20m)




- Mixed aluminium/steel**
- Intensive**
- Flat surface**
- Maximum load 150kg**
- Professional class**

Référence	Number of rungs / steps	Thickness of folded product (m)	Overall product height (m)	Folded product height (m)	Height of deployed product (maximum adjustment) (m)	Minimum access height (m)	Maximum access height (m)	Overall width (without stab) (m)	Overall width (with stab - max adjustment) (m)	Footprint (maximum adjustment) (m)	Weight (kg)	Barcode
00094514	4x3	0.28	1.62	0.92	3.30	2.52	4.20	0.35	0.76	1.06	12	3178740234454

18.3kg with removable steel floor.



Robust steel hinges



Anti-slip steel platform



MULTISCOPIC

THE DUAL FONCTION TELESCOPIC LADDER

Standard **EN 131-4** | Decree **96-333** | Guarantee (year) **2**

- For use on flat surfaces and stairways
- Increased stability with the flared bases and the footpads
- Sliding section very easy to handle with a simple and reliable locking system
- Very compact for easy storage and transport



- Aluminium**
- Intensive**
- Flat surface/Level offset**
- Maximum load 150kg**
- Professional class**

Référence	Number of rungs / steps	Thickness of folded product (m)	Overall product height (m)	Folded product height (m)	Height of deployed product (maximum adjustment) (m)	Minimum access height (m)	Maximum access height (m)	Overall width (without stab) (m)	Overall width (with stab - max adjustment) (m)	Footprint (maximum adjustment) (m)	Weight (kg)	Barcode
00094318	4x3	0.21	1.34	0.91	2.72	1.76	3.62	0.41	0.66	1.08	9.70	3178740234423
00094319	4x4	0.21	1.83	1.16	3.73	2	4.63	0.41	0.86	1.08	11.90	3178740234430
00094320	4x5	0.21	2.31	1.41	4.74	2.24	5.64	0.41	1.03	1.08	14.20	3178740234447



Rung locking system



Level offset use



Model shown: 00094319

EVOKLIP

YOUR SAFETY AT THE HIGHEST LEVEL



MADE IN FRANCE


Guarantee (year) **5**

- 3 complete packs: 4 ladders + 1 ridge hook
- 3 types of ladder [250, 330 or 390mm distance between rungs] to adapt to different shapes of tiles and inclination of the slope
- Anti-slip strips for a secure climbing
- Reinforced uprights to ensure rigidity and stability in all situations
- 30% lightest than a classic aluminium ladder
- Easy set-up
- Quick climbing with the wide distance between rungs and comfortable with their bevelled shapes
- Increased space under the rung, secure support feet
- Easy to transport in the back of vehicles or on the roof rack

Optional Ø 125mm wheels with soft covering for quick set up on roofs



Optional tool-tray with adjustment of the inclination, anti-fall edges and locking system



Model shown: 02453725


One single-aluminium roof-ridge hook for all type of roofs



Locking system of the ladders with captive pins



Anti-slip rubber strips to protect the roof and ensure greater grip



- Aluminium
- Intensive
- Roof
- Maximum load 150kg
- Professional class
- Recyclable up to 70%

Reference	Description	Number of rungs / steps	Overall product height (m)	Overall width (without stab) (m)	Upright section (mm)	Weight (kg)	Barcode
02453725	Complete pack with 250mm distance between rungs (4 ladders + 1 roof-ridge hook)	24	6.69	0.40	41	23.20	3178740192808
02453733	Complete pack with 330mm distance between rungs (4 ladders + 1 roof-ridge hook)	20	7.29	0.40	41	22.40	3178740192815
02453739	Complete pack with 390mm distance between rungs (4 ladders + 1 roof-ridge hook)	16	6.93	0.40	41	20	3178740192822
02453401	Ladder with 250mm distance between rungs	6	1.59	0.40	41	4.60	3178740192778
02453402	Ladder with 330mm distance between rungs	5	1.74	0.40	41	4.40	3178740192785
02453403	Ladder with 390mm distance between rungs	4	1.65	0.40	41	3.90	3178740192792
02453411	Tool-tray holder					3.20	3178740192839
02453412	Intermediate wheels (set of 2)					0.60	3178740192846
02453413	Roof-ridge hook					3.50	3178740192853

⊗ Reference on demand



SLAB ACCESS LADDER

THE SAFETY LADDER FOR ACCESS TO WORK SITES



MADE IN FRANCE

Guarantee (year) **5**

- 3 telescopic models available to suit every project
- For use on building sites during construction work
- For accessing slabs in complete safety
- Can be fixed to the floor or to the slab using special plates (diameter 10mm)
- 2 ramps to facilitate and guarantee safety when climbing up or down
- Optimal safety thanks to the self-closing gate
- Foldaway gate and platform to minimise storage space and facilitate transport
- Comfortable access platform 0,5 x 0,5m

Anti-slip steps 80mm



Wheels for ease of movement



Lifting rings



Safety gate



10mm holes anchoring plates (fixings not supplies)



Model shown: 02451208

- Aluminium**
- Ultra intensive**
- Flat surface**
- Maximum load 150kg**
- Professional class**
- Recyclable up to 92%**

Reference	Number of rungs / steps	Thickness of folded product (m)	Overall product height (m)	Folded product height (m)	Height of deployed product (maximum adjustment) (m)	Min. ascent height (m)	Max. ascent height (m)	Overall width (without stab) (m)	Footprint (maximum adjustment) (m)	Upright section (mm)	Weight (kg)	Barcode
02451206	6+4	0.41	3.16	2.68	3.16	1.29	2	0.62	1.45	66	20.60	3178740233617
02451208	8+7	0.39	4.09	2.93	4.09	1.76	2.92	0.62	1.82	66	24.70	3178740233624
02451212	12+12	0.41	5.94	3.86	5.94	2.69	4.77	0.62	2.57	66	32.10	3178740233631



EXCAVATION LADDER

THE NEW GENERATION LADDER FOR ACCESS UP TO OF 4.75M DEPTH



MADE IN FRANCE

Decree **2004-924** | Guarantee (year) **5**

- Safety: a passageway at platform level for easier access
- Two ramps to guarantee total safety when climbing up or down
- Practicality: a folding platform for minimising storage space and facilitating transport
- Two wheels to make the product easier to move
- Modularity: telescopic models to adapt to all sites (foundations, site excavations, etc.)

Telescopic uprights for level adjustment



Anti-slip steps 80mm



Lifting rings



Swivel pads



Wheels for ease of movement



Model shown: 02451308

- Aluminium
- Ultra intensive
- Flat surface/Level adjustment
- Maximum load 150kg
- Professional class
- Recyclable up to 89%

Reference	Number of rungs / steps	Thickness of folded product (m)	Overall product height (m)	Folded product height (m)	Height of deployed product (maximum adjustment) (m)	Min. ascent height (m)	Max. ascent height (m)	Overall width (without stab) (m)	Footprint (maximum adjustment) (m)	Upright section (mm)	Weight (kg)	Barcode
02451306	6+4	0.41	3.13	2.64	3.13	1	1.95	0.62	1.52	66	21.20	3178740233648
02451308	8+7	0.42	4.06	3.14	4.06	1.47	2.88	0.62	1.90	66	25.20	3178740233655
02451312	12+12	0.42	5.91	4.14	5.91	2.39	4.73	0.62	2.57	66	32.60	3178740233662



PRECAST WALL LADDER

THE LADDER FOR BUILDING SITES



MADE IN FRANCE

Decree **2004-924** | Guarantee (year) **5**

- For use on construction sites during construction
- Allows mooring to walls or panels
- Mooring hook adjustable over a range of one metre: minimum fixing height 1.50m and maximum height 3.60m
- Adjustable feet for adaptation to any floor
- 401 x 524mm self-erecting platform with integrated 150mm toe boards
- 360° guardrail for more safety

Aluminium **Ultra intensive** **Flat surface/Level adjustment** **Maximum load 150kg** **Recyclable up to 87%**

Référence	Number of rungs / steps	Thickness of folded product (m)	Overall product height (m)	Folded product height (m)	Height of deployed product (maximum adjustment) (m)	Maximum access height (m)	Min. ascent height (m)	Max. ascent height (m)	Overall width (with stab - max adjustment) (m)	Footprint (maximum adjustment) (m)	Weight (kg)	Barcode
02422200	2x6	0.79	2.69	2.89	3.48	4.64	1.50	3.60	0.73	1.97	23.10	3178740081171

Easy transport with Ø 160mm wheels



Panel securing with 384mm hooks as standard



Level shift of 160mm



TRUCK ACCESS LADDER

THE ALL-TERRAIN SOLUTION FOR TRUCKS



MADE IN FRANCE

Guarantee (year) **5**

- For truck access from 1.25 to 1.49m high
- Easy to set up: lightweight ladder taking up small space
- 200mm moving anti-slip steps
- Designed according to the requirements of EN 14122

Aluminium **Ultra intensive** **Flat surface/Level adjustment** **Maximum load 150kg** **Recyclable up to 87%**

Référence	Number of rungs / steps	Overall product height (m)	Height of deployed product (minimum adjustment) (m)	Height of deployed product (maximum adjustment) (m)	Maximum access height (m)	Overall width (without stab) (m)	Upright section (mm)	Weight (kg)	Barcode
02456005	5	1.72	2.05	2.29	1.49	0.80	79.50	13.50	3178740224820
02456050	Optional ramp kit							2.80	3178740225889

Optional additional ramp



Attached to the truck bed by 85kg magnets



Articulated adjustable feet in 20mm increments up to 230mm



2-SECTION COMBINATION INSULATED LADDER

AUTO-STABLE INSULATED UNIT


 Standard **EN 131** | Decree **96-333** | Guarantee (year) **2** | Electrical test in compliance with **EN 50528**

- Fibreglass uprights for protection against electric shocks up to 10,000 volts
- Versatile: free-standing ladder suitable for work on offset levels
- Epoxy-coated pressed steel hinge (protection against corrosion)

Mixed aluminium/fibreglass
Ultra intensive
Flat surface/Level offset
Maximum load 150kg
Professional class

Référence	Number of rungs / steps	Folded product height (m)	Aerial height (m)	Height of deployed product (maximum adjustment) (m)	Minimum access height (m)	Maximum access height (m)	Overall width (without stab) (m)	Overall width (with stab - max adjustment) (m)	Footprint (maximum adjustment) (m)	Upright section (mm)	Weight (kg)	Barcode
04342108	2x8	2.50	2.28	4.18	3.32	5	0.42	0.81	1.61	66/66	17.10	3178740188542
04342109	2x9	2.78	2.54	4.74	3.60	5.56	0.42	0.91	1.81	66/66	18.90	3178740188559
04342111	2x11	3.34	3.07	5.58	4.16	6.68	0.42	1.01	2.19	66/66	19.40	3178740188566

The EN 50528 standard determines values that protect users against low voltage currents below 1,000 volts a.c. or 1,500 volts d.c. The breakdown test is 10,000 volts.


Non-detachable retaining straps


Model shown: 04342108

DOUBLE INSULATED LADDER

HIGH-PERFORMANCE WITH THE ADDED BONUS OF INSULATION

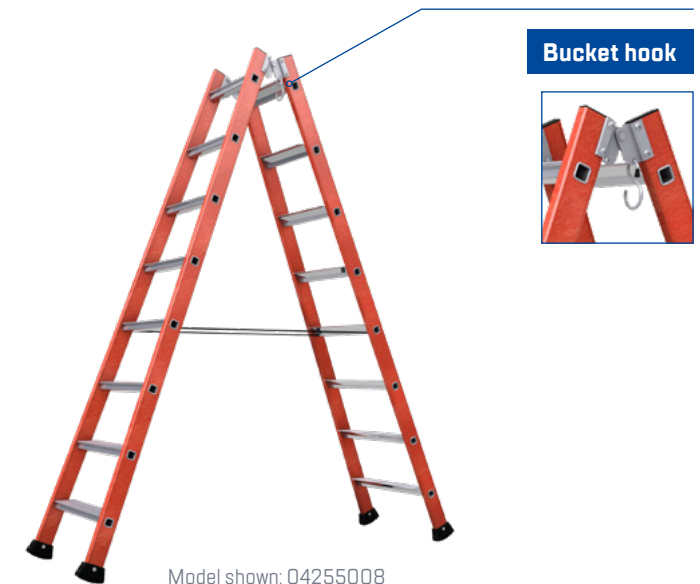

 Standard **EN 131** | Decree **96-333** | Guarantee (year) **2** | Electrical test in compliance with **EN 50528**

- Fibreglass uprights for protection against electric shocks
- Aluminium steps 80mm wide for extra-light weight
- Retaining straps

Mixed aluminium/fibreglass
Ultra intensive
Flat surface
Maximum load 150kg
Professional class

Référence	Number of rungs / steps	Thickness of folded product (m)	Overall product height (m)	Folded product height (m)	Maximum access height (m)	Overall width (without stab) (m)	Footprint (maximum adjustment) (m)	Upright section (mm)	Weight (kg)	Barcode
04255004	2x4	0.20	1.02	1.10	1.92	0.46	1	66	7.50	3178740020187
04255006	2x6	0.20	1.48	1.60	2.38	0.51	1.38	66	10.40	3178740020194
04255008	2x8	0.20	1.94	2.10	2.84	0.56	1.75	66	14.10	3178740020200
04255010	2x10	0.20	2.41	2.60	4.31	0.61	2.13	66	17.80	3178740023591
04255012	2x12	0.20	2.88	3.10	3.78	0.66	2.50	66	21.50	3178740023607
04255014	2x14	0.20	3.34	3.60	4.24	0.71	2.87	66	25.20	3178740023614

The EN 50528 standard determines values that protect users against low voltage currents below 1,000 volts a.c. or 1,500 volts d.c. The breakdown test is 10,000 volts.


Bucket hook


Model shown: 04255008

2-SECTION ROPE-OPERATED INSULATED LADDER

HIGH-LEVEL WORK WITH ELECTRICAL INSULATION



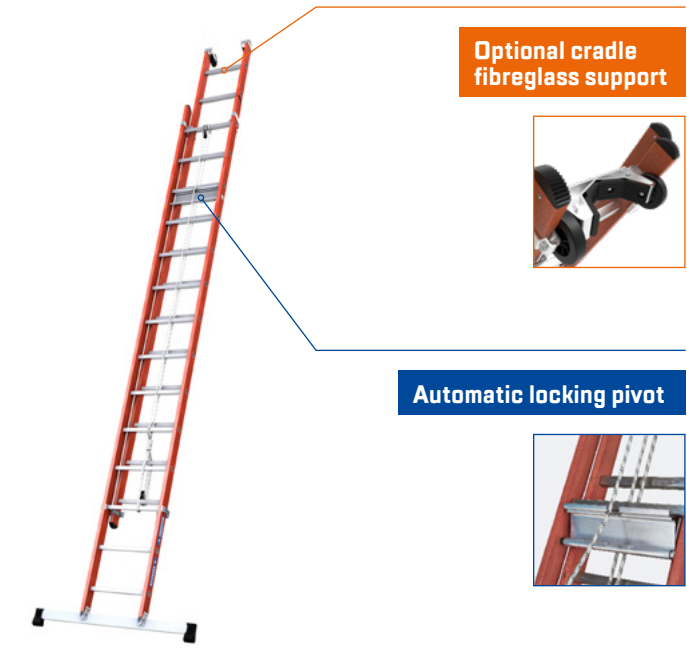
Standard **EN 131** | Decree **96-333** | Guarantee (year) **2** | Electrical test in compliance with **EN 50528**

- Fibreglass/polyester uprights to protect the user against electric shock
- Very lightweight product with aluminium rungs
- Caving ropes that are much more resistant and comfortable to handle

Mixed aluminium/fibreglass **Ultra intensive** **Flat surface** **Maximum load 150kg** **Professional class**

Reference	Number of rungs / steps	Folded product height (m)	Height of deployed product (maximum adjustment) (m)	Minimum access height (m)	Maximum access height (m)	Overall width (without stab) (m)	Overall width (with stab - max adjustment) (m)	Upright section (mm)	Weight (kg)	Barcode	
04332312	2x12	3.63	6.14	4.53	7.04	0.43	1.01	66	21	3178740186517	
04332314	2x14	4.16	7.24	5.06	8.14	0.43	1.11	90	29	3178740186524	
04332316	2x16	4.72	8.36	5.56	9.26	0.43	1.21	90	32.50	3178740186531	
04332318	2x18	5.28	9.20	6.18	10.10	0.43	1.21	90	35.50	3178740186548	
09022004	Cradle fibreglass support								0.65		3178740031497

The EN 50528 standard determines values that protect users against low voltage currents below 1,000 volts a.c. or 1,500 volts d.c. The breakdown test is 10,000 volts. ☉ Reference on demand



Model shown: 04332312

2-SECTION PUSH-UP INSULATED LADDER

INSULATED UNIT FOR WORKING AT MEDIUM HEIGHT



Standard **EN 131** | Decree **96-333** | Guarantee (year) **2** | Electrical test in compliance with **EN 50528**

- Perfect insulation against electric shocks
- Very lightweight product with aluminium rungs
- Polyamide insert to prevent any jamming when the 2nd section is sliding into position

Mixed aluminium/fibreglass **Ultra intensive** **Flat surface** **Maximum load 150kg** **Professional class**

Reference	Number of rungs / steps	Folded product height (m)	Height of deployed product (maximum adjustment) (m)	Minimum access height (m)	Maximum access height (m)	Overall width (without stab) (m)	Overall width (with stab - max adjustment) (m)	Upright section (mm)	Weight (kg)	Barcode	
04322408	2x8	2.41	4.18	3.31	5.08	0.43	0.81	66	10.90	3178740162511	
04322410	2x10	2.97	5.30	3.87	6.20	0.43	0.91	66	13	3178740162528	
04322412	2x12	3.53	6.14	4.43	7.04	0.43	1.01	66	15	3178740162535	
09022004	Cradle fibreglass support								0.65		3178740031497

The EN 50528 standard determines values that protect users against low voltage currents below 1,000 volts a.c. or 1,500 volts d.c. The breakdown test is 10,000 volts. Producentforakrften Certificate C901062. AFS 2004:3 Certificate C901061. SS 2091 edition 4 Certificate C901061. Tested and certified by RISE. ☉ Reference on demand



Model shown: 04322408

SINGLE INSULATED

ELECTRICIANS KEY ASSET



Standard **EN 131** | Decree **96-333** | Guarantee (year) **2** | Electrical test in compliance with **EN 50528**

- Fibreglass uprights to provide protection against electric shocks up to 10,000 volts
- Very lightweight product with aluminium rungs
- Very easy to handle, simple and quick to set up

Mixed aluminium/fibreglass **Ultra intensive** **Flat surface** **Maximum load 150kg** **Professional class**

Reference	Number of rungs / steps	Overall product height (m)	Maximum access height (m)	Overall width (without stab) (m)	Overall width (with stab - max adjustment) (m)	Upright section (mm)	Weight (kg)	Barcode
04310108	8	2.41	3.31	0.36		66	6.80	3178740185640
04310110	10	2.97	3.87	0.36		66	8.30	3178740185657
04310112	12	3.63	4.53	0.36	0.81	66	11	3178740185664
04310114	14	4.19	5.09	0.36	0.81	66	12.30	3178740185671
04310117	17	5.03	5.93	0.36	0.91	66	14.60	3178740185688

The EN 50528 standard determines values that protect users against low voltage currents below 1,000 volts a.c. or 1,500 volts d.c. The breakdown test is 10,000 volts. Producentforskriften Certificate C901062. AFS 2004:3 Certificate C901061. SS 2091 edition 4 Certificate C901061. Tested and certified by RISE.



30x30mm rungs

Wide base for increased stability (models > 3m)

Models shown: 04310108 / 04310112

ISOLEX 3-SECTION ROPE-OPERATED

THE LIGHTWEIGHT INSULATED LADDER



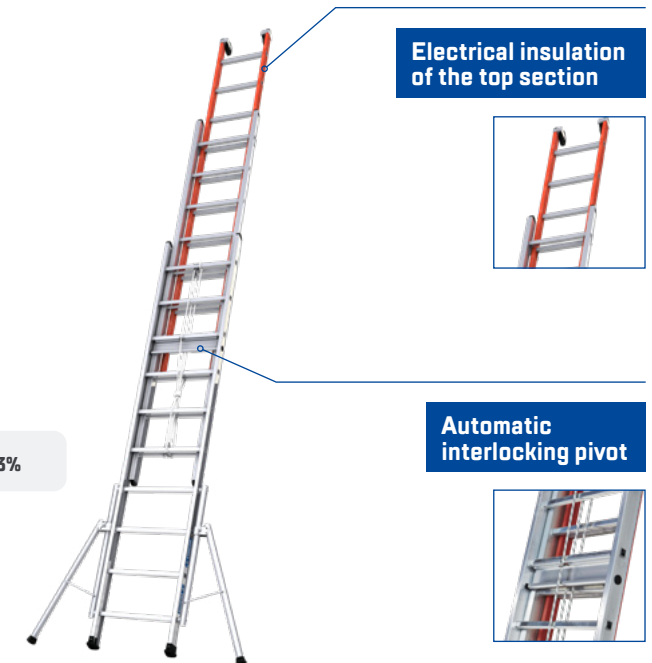
Standard **EN 131** | Decree **96-333** | Guarantee (year) **2** | Electrical test in compliance with **EN 50528**

- Very lightweight ladder with fibreglass/aluminium uprights
- Reinforced uprights
- Our fibreglass products are fitted with caving ropes, which are much stronger and more comfortable to handle
- Aluminium sections slide on polyamide glides without risk of jamming

Mixed aluminium/fibreglass **Ultra intensive** **Flat surface** **Maximum load 150kg** **Professional class** **Recyclable up to 73%**

Reference	Number of rungs / steps	Folded product height (m)	Height of deployed product (maximum adjustment) (m)	Minimum access height (m)	Maximum access height (m)	Overall width (without stab) (m)	Overall width (with stab - max adjustment) (m)	Upright section (mm)	Weight (kg)	Barcode
04431110	3x10	2.98	6.90	3.88	7.80	0.53	1.35	76	26	3178740186753
04431113	3x13	3.82	8.86	4.72	9.76	0.53	1.35	90	36	3178740186760
04431115	3x15	4.38	9.98	5.28	10.88	0.53	1.35	90	40	3178740186777

The EN 50528 standard determines values that protect users against low voltage currents below 1,000 volts a.c. or 1,500 volts d.c. The breakdown test is 10,000 volts. © Reference on demand



Electrical insulation of the top section

Automatic interlocking pivot

Model shown: 04431110


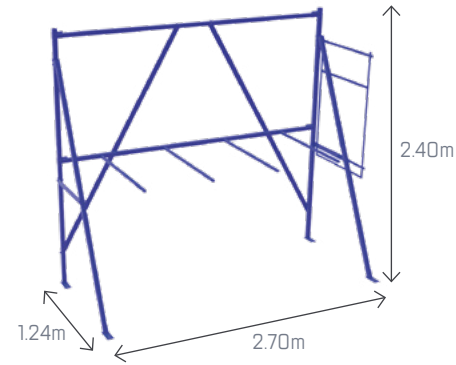
LADDER ACCESSORIES

LADDERS OR STEP LADDERS DISPLAY

Display to be fixed on the floor (30 to 35 units).

Reference	Description	Weight (kg)	Gencod
09059000	Ladder or step ladder display	56.0	3178740014209

☉ Reference on demand



STABILITY ACCESSORIES

Reference	Description	Weight (kg)	Gencod
D 09009001	Adjustable side foot for level adjustment +/- 500mm (fits our previous Pronor rope-operated ladders 01232-023, 01233-010/016/018 and Platinum 02432-OXX/02433-OXX/02532-1XX/02533-1XX)	0.71	3178740017125
E 09078000	Ladder mat (can also stabilise a step ladder)	7.60	8711563154483



D



E




COMFORT ACCESSORIES

For ladders only.

Reference	Description	Weight (kg)	Gencod
A 09061000	Drill support (except aluminium models with steps and steel models)	0.62	3178740019617
B 09063000	Footrest for ladder 0.26x0.21m	0.96	3178740019198
C 09062000	Tool holder	0.53	3178740019181

⊗ Reference on demand



FIXING AND SAFETY ACCESSORIES

- **G** and **H** hooks can be fitted to all our profiles except those with wings such as runners type. The height of the profile is not important, as they are fitted across the width of the profile. They are mainly fitted at the top of the upper section without wheels.
- The **H** spacer is fixed to the 30x30 rungs at 250 or 280mm intervals, so there is no maximum maximum cross-section of the upright to be respected.
- The anti-theft support **J** can be used for a maximum upright section of 100mm. Note that the ladder can be positioned vertically or horizontally on the wall.

Reference	Description	Weight (kg)	Gencod
F 09006001	Surface-mounted hook, opening 35mm (pair), hole Ø 5mm	0.22	3178740008833
G 09006002	Surface-mounted hook, opening 50mm (pair), hole Ø 5mm	0.27	3178740008840
H 09013001	Facade spacer (spacing 0.55m)	2.50	3178740027544
I 09022003	Wall support cradle for aluminium/steel/fibre models with 250-280mm pitch	0.42	3178740028749
J 09060000	Anti-theft wall support for ladder	0.43	3178740012977
K 09061002	Moorings bar (maximum distance between rungs 556mm)	1.5	3178740099893
L 09077000	Ladder attachment	2.8	5060191574068



R200 WITH "H" FRAMES

The very first "H" frame was designed by Tubesca-Comabi, and has been very successful for over 60 years. These scaffolds are 100% compatible with multi-directional scaffolds with bushes.

STEEL STRUCTURE

- ✓ The fixed scaffolding reference: versatility and maximum performance.
- ✓ Comfortable: 0.80m wide.
- ✓ Symmetrical and reversible "H" frame.
- ✓ Easy to use: fast and intuitive assembly.
- ✓ Safe: 100% safe assembly.
- ✓ Large choice of components.
- ✓ Easy to assemble: automatic alignment.

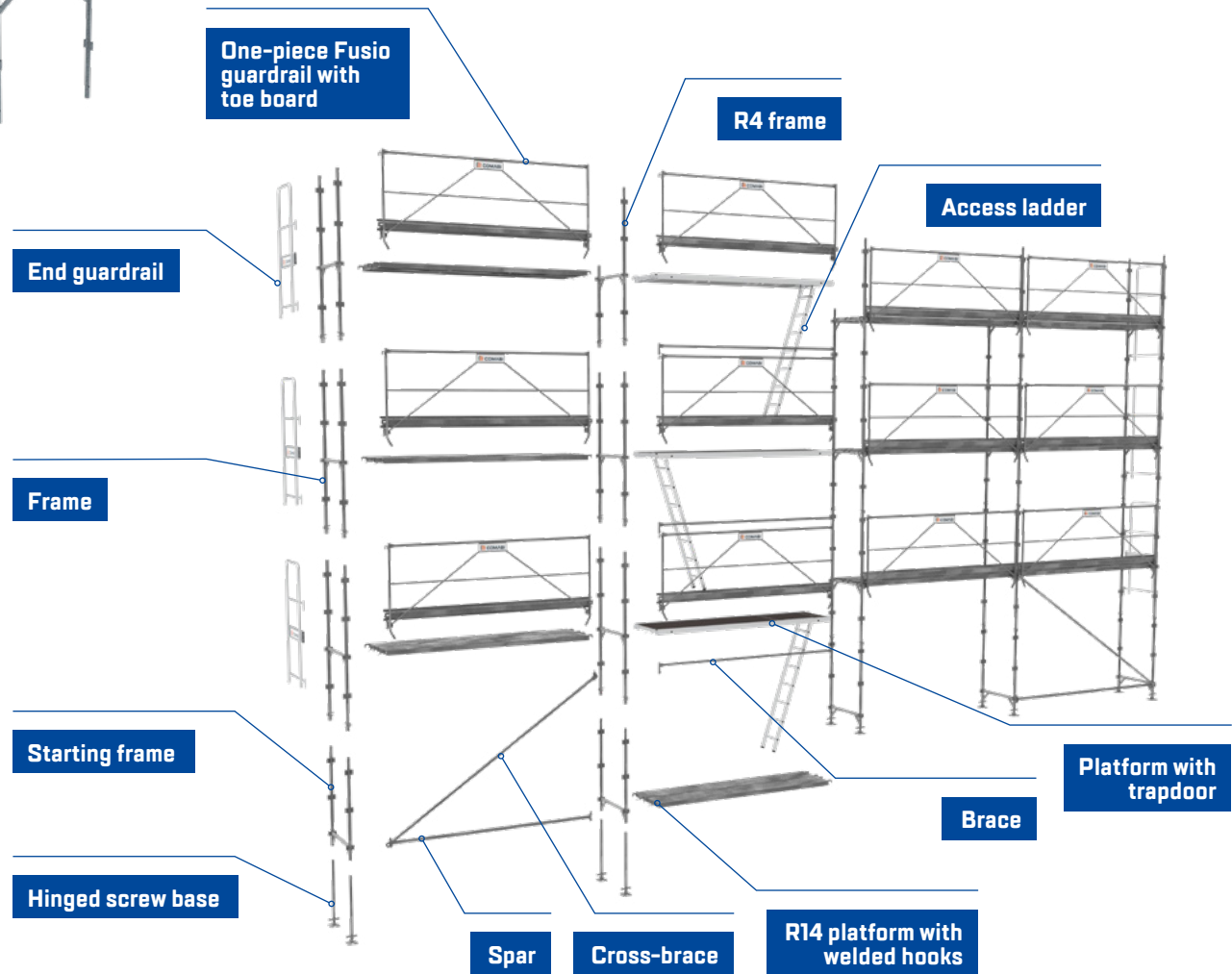
ALUMINIUM STRUCTURE

- ✓ A very light aluminium structure which reduces assembly time and minimises loads transmitted to fragile buildings.
- ✓ Light: most components are < 9kg.
- ✓ Fast assembly: little effort required and intuitive installation.
- ✓ Safe: 100% safe assembly (one-piece guardrails).
- ✓ Economical: saves time over the duration of the project, to the satisfaction of the scaffolder.
- ✓ Robust: Ø 49.1mm, keyed assembly.
- ✓ Comfortable: 0.80m wide.



+ Safe assembly possible with safety assembly guardrails (Fusio and Securit'up). In compliance with standards EN 12810 - EN 12811, decree 01/09/2004 and NF label.

Additional information can be found on our catalogue dedicated to our scaffolding ranges. Contact your representative or email us at: sales@tubesca-comabi.com



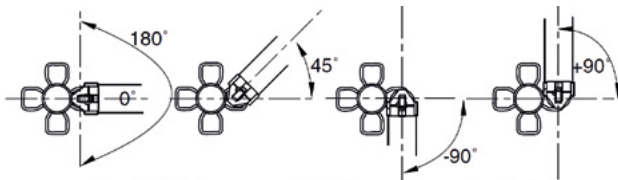
Schematic drawing with frames, platforms and steel one-piece guardrails

M368 MULTI-DIRECTIONAL


WITH SOCKETS STEEL STRUCTURE

Our steel multi-directional scaffolds with bushes are 100% compatible with "H" frame scaffolds.

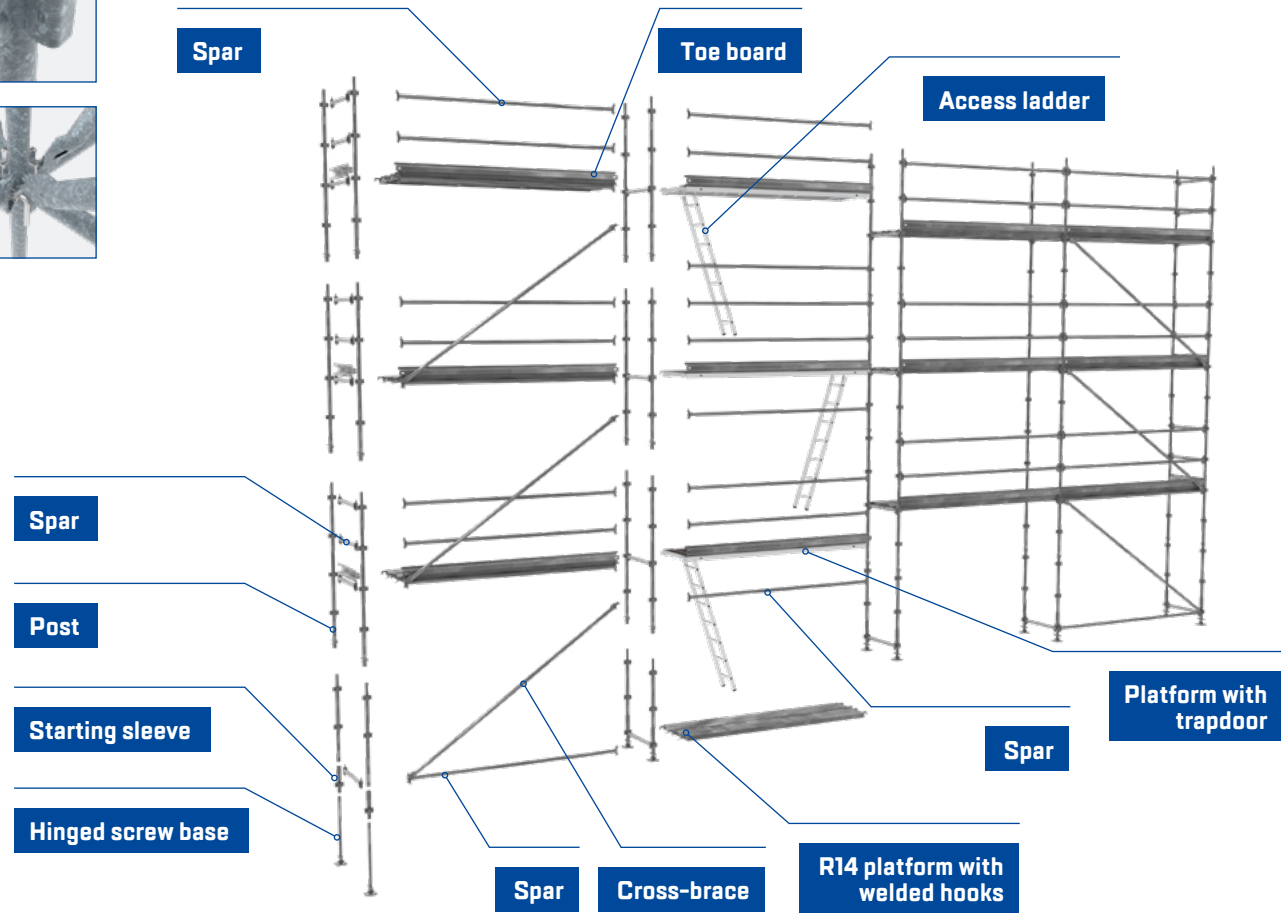
- ✓ Multi-directional with 8 positions.
- ✓ Highly resistant: upright Ø 48.3mm, thickness 3.2mm.
- ✓ Rigid: precise assembly and full locking of all components.
- ✓ Safe: 100% safe assembly for each bush coupling.
- ✓ Effective: can bear heavy loads and allows significant height access.
- ✓ Strong compression resistance; ideal for withstanding loads from consoles, collars, etc.
- ✓ 180° assembly capability for each bush coupling.
- ✓ 0° assembly is only authorised for over-hangs.



180° assembly capability for each bush coupling.
0° assembly is only authorised for over-hangs.



+ In compliance with standards EN 12810 - EN 12811, decree 01/09/2004 and NF label.



Schematic drawing




STAIRWAYS

UNISTEP STEEL STRUCTURE

- ✓ Assembly: stringers / steps / landings welded.
- ✓ High rigidity.
- ✓ Full range of dimensions:
 - Lengths of 3.00m (one-piece or modular) and 2.50m.
 - 71cm wide for maximum comfort of movement in a 1.50m wide tower.
 - Heights of 2.00m and 1.00m.
- ✓ No empty space between staircases.
- ✓ Easy storage.

In compliance with standard EN 12811.




Schematic drawing




PUBLISTEP STEEL STRUCTURE

- ✓ The general public stairway, PUBLISTEP, is a safe and temporary means of access: it can be used when working in public places (stations, metro stations, airports, public roads...), and as an emergency exit in establishments open to the public.
- ✓ PUBLISTEP is designed from the standard components of multi-directional scaffolds, which comply with EN 12810 and EN 12811, and offer all the comfort and safety guarantees required for public access.

In compliance with standard EN 12810 - EN 12811 and NF P 93-523.



Schematic drawing

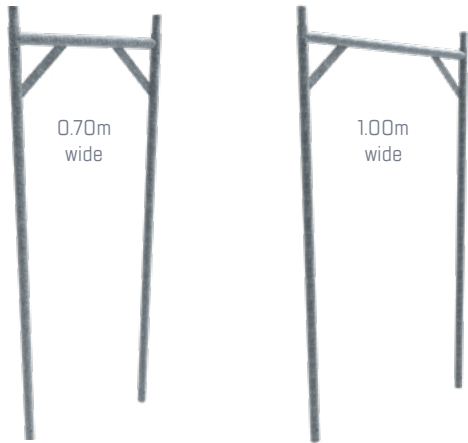


GOYA WITH OPEN FRAMES

STEEL STRUCTURE

Our steel open frame scaffolds are compatible with multi-directional disc scaffolds.

- ✓ Hatched walkway which complies with the standard.
- ✓ One-piece components for quick assembly and disassembly.
- ✓ Closed base frames for improved rigidity.
- ✓ Width from 0.70 to 1.00m.
- ✓ Light, compact, prefabricated frame for ease of transport.
- ✓ Few components enabling quick installation.



+ In compliance with standards EN 12810 - EN 12811 and AENOR certification.



Schematic drawing

MULTI MULTI-DIRECTIONAL

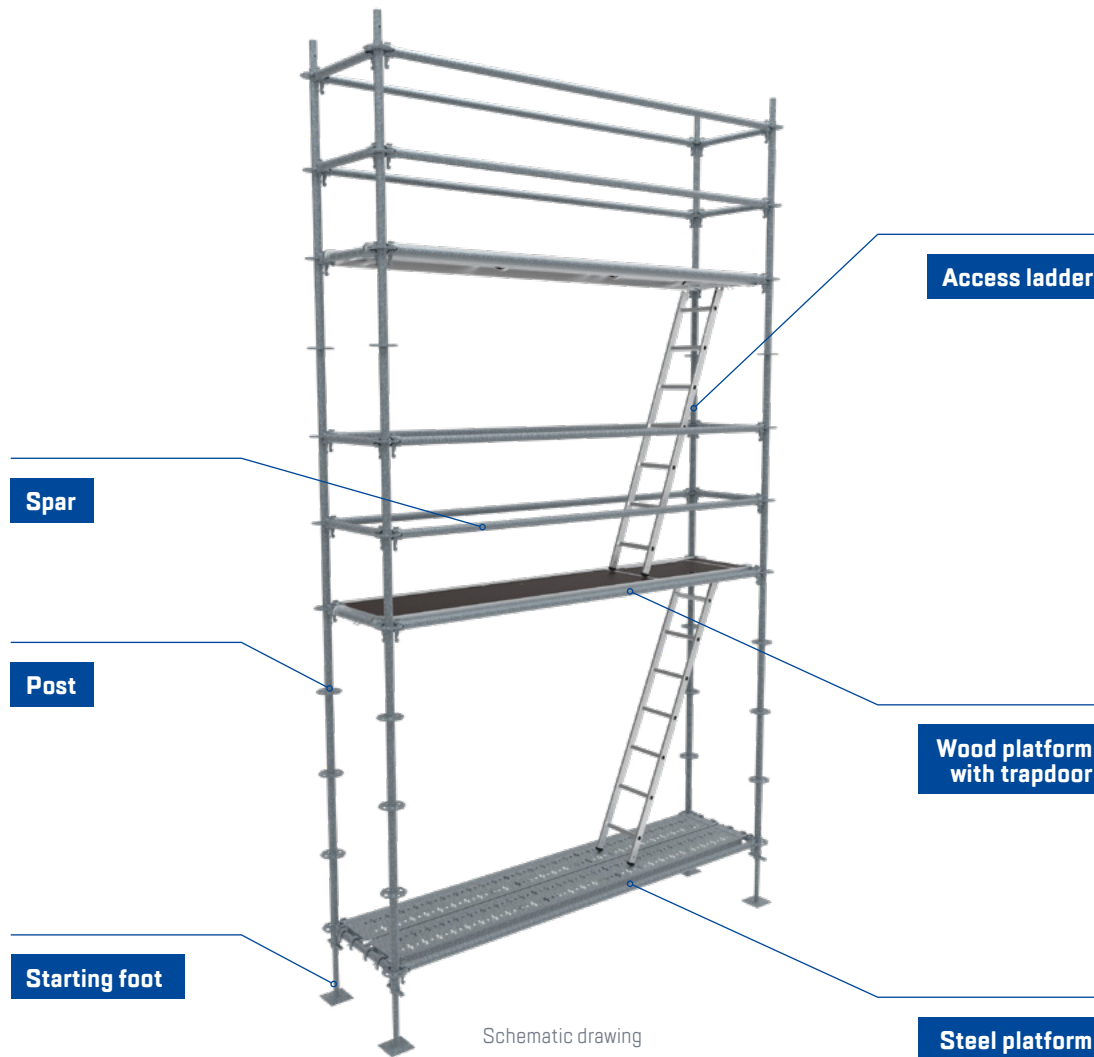
WITH DISCS **STEEL STRUCTURE**

Our steel multi-directional disc scaffolds are compatible with open-frame scaffolds.

- ✓ Multi-directional with 8 positions.
- ✓ Can be adjusted to all types of facades and work sites.
- ✓ Width can be adapted to the desired measurements.
- ✓ High-resistance guides (galvanized components) - Ø48mm, thickness: 3mm.
- ✓ Robust: precise assembly and built-in locking system.
- ✓ Option of 180° assembly for each connection.
- ✓ Efficient: bears heavy loads and allows for access to high heights.
- ✓ Wide range of components available.





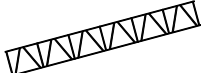
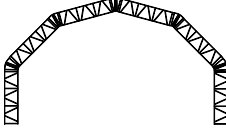
+ In compliance with standards EN 12810 - EN 12811 and AENOR certification.



TEMPORARY ROOFING SYSTEM

ALUMINIUM STRUCTURE

- ✓ A temporary roofing system covering all roof sizes and shapes, even those which are asymmetrical.
- ✓ Can be moved into position using a lifting device.
- ✓ Offers a temporary solution which can be used in most situations:

Type of temporary roofing system	Size of beam				
		Symmetrical	Asymmetrical	A single side	Vaulted
MASTER 2	73cm	36m	32m	19m	44m

Asymmetrical: the biggest side should be 2 times bigger than the smallest one.

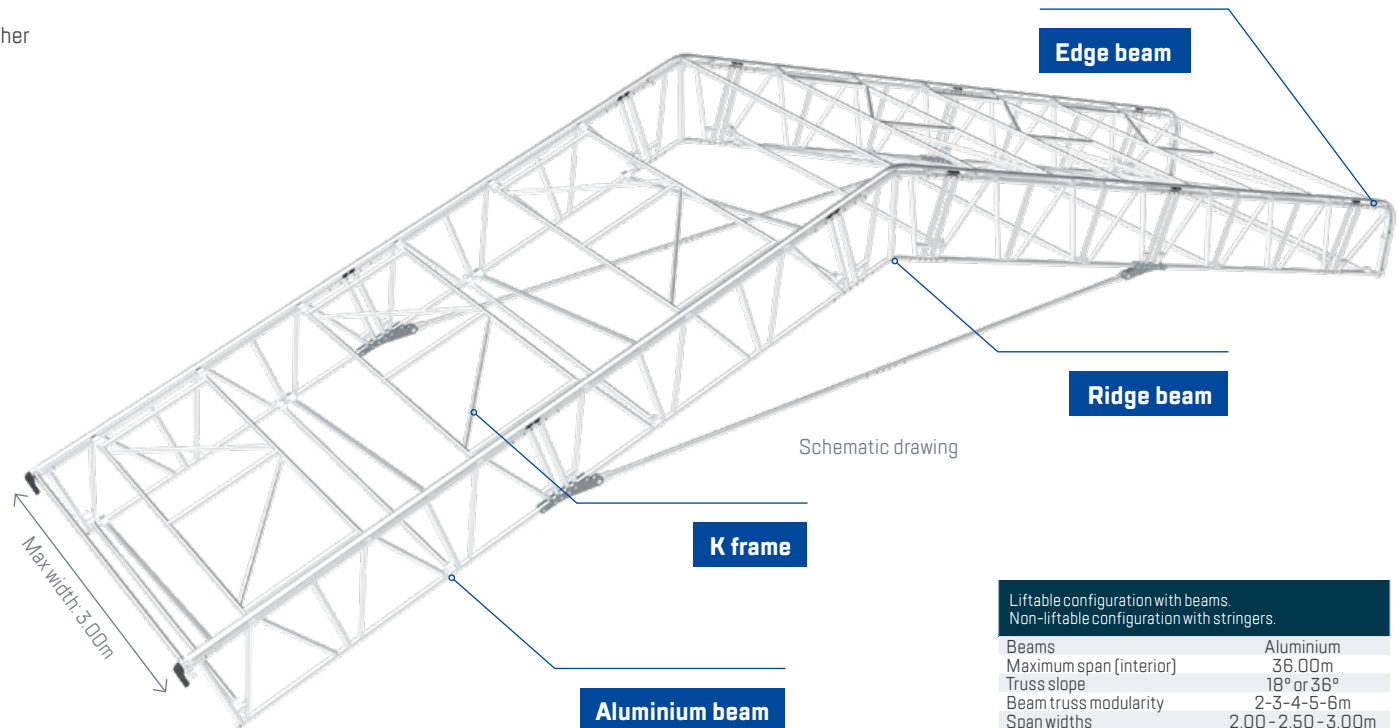

A single side: covering a single side; the minimum angle is 15°.

Vaulted: using 3 or 5 ridge beams.

Larger spans are possible depending on the exact site conditions and whether additional design measures are adopted.



Compatible with Comabi and Tendo scaffolds.



Liftable configuration with beams.	
Non-liftable configuration with stringers.	
Beams	Aluminium
Maximum span (interior)	36.00m
Truss slope	18° or 36°
Beam truss modularity	2-3-4-5-6m
Span widths	2.00-2.50-3.00m



GUIDE TO LADDER LIFTS

UP TO 20M

UP TO 32M



APACHE



NEVADA



MONTANA

Material
Use
Max. height
Useable load
Standard
Page

Material	Steel
Use	Intensive
Max. height	20.00m
Useable load	150kg
Standard	In compliance with machine directive 2006-42-CE
Page	94

Material	Aluminium
Use	Intensive
Max. height	20.00m
Useable load	150kg
Standard	In compliance with machine directive 2006-42-CE
Page	96


Material	Aluminium
Use	Intensive
Max. height	32.00m
Useable load	200kg
Standard	In compliance with machine directive 2006-42-CE
Page	Contact us



MATERIAL SUPPLIES

- Set up at 90° to your scaffolds
- All structure levels can be supplied
- Temporary storage areas can be created to avoid congestion in work areas
- Compatible with all structures
- Quick and effortlessly supply: productivity gain
- Material-hoist configurations for vertical assembly on R200 frame or M368 multidirectional facade scaffolding

Reference	Description	SUPPLY			EXTENSION	
		up to 9.00m platform	up to 8.00m platform		APACHE 5.00 m	APACHE/NEVADA 4.00 m
05011010	APACHE10.60m	1				
05020011	NEVADA10.00m		1			
05022900	MONTANA10.00m			1		
04220018	Console CO8EMD 800	3	3	3	1	1
00033589	Extension attachments		6	6		2
00081440	Double pivoting collar EN74	6			2	
05011909	Single adjustable support	3			1	
05011902	Steel 5.00m Comfort pack				1	
05022917	Aluminium 4.00m Comfort pack					1



APACHE SPARE PARTS

Reference	Description	Weight(kg)	Barcode
00027300	2.00m extension	10	3534740005126
00033616	Bend sections	10	3534740011257
00033955	Head section	4.2	3534740100180
05011917	Trolley with load lift	14.3	3534740132426
05011909	Single adjustable support	4.0	3534740122816
05011901	Skip assembly (60L)	44	3534740100203
00033618	Top head section	9.2	3534740011271
05011923	Winch assembly with 42.00m cable	48	353474014986
00033614	Single strut	12	3534740011233

☉ Reference on demand

NEVADA SPARE PARTS

Reference	Description	Weight(kg)	Barcode
05022942	2.00m base ladder	14.5	3534740149738
00032076	Trolley with load lift	15	3534740005546
05022941	Winch set with 42.00m cable	55	3534740149721

☉ Reference on demand

MONTANA SPARE PARTS

Reference	Description	Weight(kg)	Barcode
05022905	1.00m starting ladder (with articulated feet and wheels)	8.5	3534740114200
00033589	Extension attachments / Ø49 front support	1	3534740010984
05022910	Trolley	13.5	3534740114224
05022913	Tilting device	5.5	3534740114231
05022902	Crate side panels	5.5	3534740114248
05022903	Upper crate extension	8	3534740114255
05022915	Tile carrier	7.5	3534740114330
05022901	Universal platform	15	3534740114286
05022930	Assisted cross-brace upright with wheels	7	3534740114309
05022931	Cable guide	5	3534740114316
05022914	Winch assembly with 65.00m cable	65	3534740114644
00033615	Double struts	55	3534740011240

☉ Reference on demand

APACHE / NEVADA / MONTANA COMMON SPARE PARTS

Reference	Description	Weight(kg)	Barcode
20405120	NEVADA / APACHE Fastening strap for photovoltaic panels	0.12	3178740195250
00033951	NEVADA / APACHE Tilt adjuster	1.3	3534740100463
05011915	NEVADA / APACHE Universal platform	11	3534740132433
00032708	NEVADA / APACHE Equipment crate side panels	5	3534740007540
00032863	NEVADA / APACHE Tile carrier kit	6	3534740007946
00032796	NEVADA / APACHE Plate-holder 1.40 x 3.00m	11	3534740007762
05022911	MONTANA / NEVADA Bend section support	4	3534740114378
05022907	MONTANA / NEVADA 2.00m extension	11	3534740114187
05022908	MONTANA / NEVADA 1.00m extension	6	3534740114194
05022904	MONTANA / NEVADA Head section	5.3	3534740114217
05022909	MONTANA / NEVADA 0-60° Adjustable bend sections 0 to 60°	15	3534740114262
05022906	MONTANA / NEVADA Lower limit switch	3	3534740114293
00033613	MONTANA / NEVADA High adjustable head support	16	3534740011226

☉ Reference on demand

APACHE



In compliance with machine directive **2006-42-CE** | Guarantee (year) **2** | Standard **NF EN 12158-2**

- Automatic lifting without effort and any additional pack
- Truss in galvanized steel for maximum rigidity and lifespan
- Less handling and reduced risks of theft due to winch being incorporated into the base mast
- Vertical lifting possible on R200 frame and M368 multi-directional facade scaffolding (see page 93)

Steel
Intensive
Max. height 20.00m
Useable load 150kg/m²

Pack / kit	Reference	Description	Weight (kg)	Barcode
	05011010	Apache 10.60m with bend section and removable crate side panels	121.0	3534740112046
	05011026	Apache 10.00m construction with skip	175.0	3534740130743
	05011925	7.00m without bend section	137.4	3534740177588
A	05011903	Roofing pack	8.6	3534740112060
B	05011904	Masonry pack (60L skip)	53.2	3534740112077
C	05011911	Photovoltaic panels pack	11.34	3534740127484
D	05011902	Comfort kit +5.00m	32.0	3534740112053
E	05011905	Shoring mooring kit	26.0	3534740112084

⊗ Reference on demand

NEW

APACHE 7M

- Without bend section

Reference	Weight (kg)	Barcode
05011925	137.4	3534740177588

Composition	Qty	Description
05011923	1	Cable winch set 42.00 m
00027300	3	2.00m extension
00033955	1	Apache head section
00033962	1	Lower limit switch
00033902	1	Trolley Apache
05011909	1	Single adjustable support
05011915	1	Universal platform
00032708	2	Equipment crate side panels
00034122	2	Bag of 5 pins Ø10mm
00033593	2	Support and displacement wheel
00033963	1	Instruction manual



Steel bend section from 0-65°



Modular crate



Winch incorporated into the base mast




Optional crate (photovoltaic panels pack)



Optional concrete skip (masonry pack)



Wire cage (roofing pack)



Features
Work angle 45-90°
Steel bend section (included) 0-65°
Useable length up to 20.00m
Lifting speed 18m per min with 150kg
Winch 230V mono. 16A plug. 2 P+ G
Lifting-lowering-emergency stop remote control
Length 3m. IP 65
Cable length 42.00m - Ø 5mm
Lower slack-cable limit switch
Upper limit switch: by electric sensor. cable length 22.00m
Supply cable (not included): <25m - 3 x 2.5mm ²

APACHE 10.60M

- Bend section for angles from 0-65°.
- 2 removable crate side panels included.

Reference	Weight (kg)	Barcode
05011010	121	3534740112046

Composition	Qty	Description
05011923	1	Cable winch set 42.00 m
00027300	4	2.00m extension
00033616	1	Adjustable bend sections
00027305	1	1.00m extension
00033955	1	Apache head section
00033962	1	Lower limit switch
05011917	1	Apache Trolley with load lift
05011909	2	Single adjustable support
02731060	2	Support and displacement
00083296	2	wheel + wheels
05011915	1	Universal platform
00032708	2	Equipment crate side panels
00034122	2	Bag of 5 pins Ø10mm
00033963	1	Instruction manual



APACHE 10.00M CONSTRUCTION

- Bend section for angles from 0-65°.
- 1 skip included.

Reference	Weight (kg)	Barcode
05011026	175	3534740130743

☉ Reference on demand

Composition	Qty	Description
05011923	1	Apache winch base
00027300	4	2.00m extension
00033616	1	Adjustable bend sections
00027305	1	1.00m extension
00033955	1	Apache head section
00033962	1	Lower limit switch
05011917	1	Apache Trolley with load lift
05011901	1	Apache 60L skip assembly
05011909	2	Single adjustable support
02731060	2	Support and displacement
00083296	2	wheel + wheels
00034122	2	Bag of 5 pins Ø10mm
00033963	1	Instruction manual

☉ Reference on demand



INTERCHANGEABLE CAGE WITH LOADING SUPPORTS ADAPTED TO EACH TRADE AVAILABLE IN PACKS

A ROOFING PACK

- Tile-carrier kit.
- Tilt adjusters.
 - The pack can be swivelled up to 45°.
 - Greater material stability.

Reference	Weight (kg)	Barcode
05011903	8.6	3534740112060

Composition	Qty	Description
00033951	2	Tilt adjuster
00032863	1	Tile carrier kit
00033963	1	Instruction manual



B MASONRY PACK

- Concrete skip with top head support.
- Support for the end of the ladder in various configurations.

Reference	Weight (kg)	Barcode
05011904	53.2	3534740112077

Composition	Qty	Description
00033618	1	High adjustable head-support
05011901	1	60L skip assembly

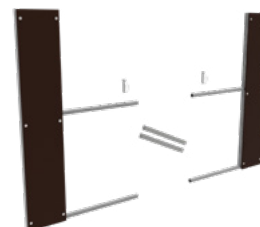


NEW

C PHOTOVOLTAIC PANELS PACK

- Fixing the panels with straps
- Wood support panels
- Support width adjustment range: 131 to 171cm
- Stand height 106cm

Reference	Weight (kg)	Barcode
05011911	11.34	3534740127484



ALL CONFIGURATIONS CAN BE EQUIPPED WITH ADDITIONAL KITS FOR MORE COMFORT AND SAFETY

D 5.00M COMFORT KIT

- Added extensions possible for adaptation to the different heights encountered on worksite.



Reference	Weight (kg)	Barcode
05011902	32	3534740112053

Composition	Qty	Description
00034122	1	Bag of 5 pins Ø10mm
00027300	2	Apache 2.00m extension
00027305	1	Apache 1.00m extension

E SHORING/MOORING KIT

- Ensures perfect stability in certain worksite configurations.
 - Single prop kit.
 - Kit with adjustable window jack.



Reference	Weight (kg)	Barcode
05011905	26	3534740112084

Composition	Qty	Description
05011909	1	Single adjustable support load lift
00033614	1	Single strut
00081440	2	RCM230 swivel clamp
04230050	1	Adjustable mooring windowjack 0.8 to 1.30 m

NEVADA



In compliance with machine directive **2006-42-CE** | Guarantee (year) **2** | Standard **NF EN 12158-2**

- Upgradable to top-range systems, compatible with MONTANA model (same ladders)
- Vertical lifting possible on R200 frame and M368 multi-directional facade scaffolding (see page 93)

Aluminium **Intensifve** **Max. height 20.00m** **Useable load 150kg/m²**

Pack / kit	Reference	Description	Weight (kg)	Barcode
	05020011	10.00m with 0-60° bend section and 2 side panels, cable 40.00m	170	3534740115313
	05020918	7.00 m without bend section	148	3534740177595
A	05011903	Roofing pack	8.6	3534740112060
B	05011911	Photovoltaic panels pack	11.34	3534740127484
C	05022917	Comfort kit+4.00m	28	3534740114101
D	05022921	Shoring/mooring kit	74	3534740114156

NEW

NEVADA 7M

- Without bend section

Reference	Weight (kg)	Barcode
05020918	148	3534740177595

Composition	Qty	Description
05022942	1	Base ladder
05022941	1	Winch set (42.00m cable)
05022907	2	2.00m extension
05022908	1	1.00m extension
05022904	1	Head section
00032076	1	Trolley with load lift
00032707	1	Material crate
00032708	2	Equipment crate side panels
00033593	2	Support and displacement wheel
00034122	2	Bag of 5 pins Ø10mm
00034292	1	Instruction manual



Bend section from 0-60°



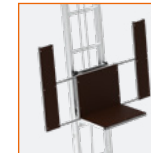
Versatile material crate



Removable winch to fit a standard base ladder



Optional crate (photovoltaic panels pack)



Optional wire cage (roofing pack)



Removable link plates



Features
Useable load 150kg
Bend section (included) 0 to 60°
Useable length up to 20.00m
Work angle 30 to 90°
Winch 220V mono. 16A plug. 2 P+ G
Lifting speed 20m per min
Lifting-lowering-emergency stop remote control 24V low voltage
Lower slack-cable limit switch
Upper limit switch: by electric sensor
Supply cable (not included): <25 m - 3 x 2.5mm²




NEVADA 10.00M

- Bend section for angles from 0-60°.
- 2 removable crate side panels included with a 42.00m cable.

Reference	Weight (kg)	Barcode
05020011	170	3534740115313

Composition	Qty.	Description
05022942	1	Base ladder
05022941	1	Winch set (42.00m cable)
05022907	3	2.00m extension
05022909	1	Adjustable bend sections 0 to 60°
05022908	1	1.00m extension
05022904	1	Head section
00032076	1	Trolley with load lift
05011915	1	Universal platform
00032708	2	Equipment crate side panels
00034122	2	Bag of 5 pins Ø10mm
00034292	1	Instruction manual



INTERCHANGEABLE CAGE WITH LOADING SUPPORTS ADAPTED TO EACH TRADE AVAILABLE IN PACKS

A ROOFING PACK

- Tile-carrier kit.
 - Tilt adjusters.
- The pack can be swivelled up to 45°.
- Greater material stability.



Reference	Weight (kg)	Barcode
05011903	8.6	3534740112060

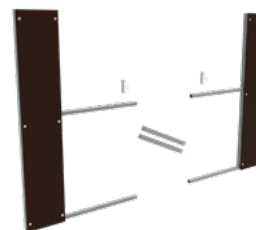
Composition	Qty.	Description
00033951	2	Tilt adjuster
00032863	1	Tile carrier kit

NEW

B PHOTOVOLTAIC PANELS PACK

- Fixing the panels with straps
- Wood support panels
- Support width adjustment range: 131 to 171cm
- Stand height 106cm


Reference	Weight (kg)	Barcode
05011911	11.34	3534740127484



ALL CONFIGURATIONS CAN BE EQUIPPED WITH ADDITIONAL KITS FOR MORE COMFORT AND SAFETY

C 4.00M COMFORT KIT

- Added extensions possible for adaptation to the different heights encountered on worksite.
- The pack enables the structure's height to be raised by 4.00m.
- The Nevada can be equipped with two «Comfort» packs.




Reference	Weight (kg)	Barcode
05022917	28	3534740114101

Composition	Qty.	Description
05022907	2	2.00m extension

D SHORING/MOORING KIT

- The pack provides a large number of solutions for mooring and shoring:
 - on windows
 - on scaffolding
 - double shoring from the ground
 - shoring against facade surfaces



Reference	Weight (kg)	Barcode
05022921	74	3534740114156

Composition	Qty.	Description
00033615	1	6.00m double struts
00033589	4	Extension attachments / Ø49 front support

OUR DIY SELECTION

PRESTO
PAGE 104



COBRA
PAGE 105



XXL STEPS

PAGE 107



STARLINE 2-SECTION COMBINATION










PAGE 108



GUIDE TO DIY










SCAFFOLD TOWERS

STEP STOOLS

									
	FIRST 4 / FIRST 5	FOLDING	MULTI	GARDEN	PRESTO	COBRA	STEPPY	ARTUPLAT	ARTUCONFORT
Use	Regular	Regular	Regular	Regular	Regular	Regular	Regular	Regular	Intensive
Material	Aluminium	Aluminium	Aluminium/steel	Steel	Aluminium	Aluminium	Aluminium	Steel	Steel
Max access/ working height	3.84 / 4.43	2.90m	3.00m	2.83m	6.54m	2.50m	2.60m	2.68m	2.94m
Level offset	✓		✓		✓				
Standard	NF E 85-200	NF E 85-200	EN 131	NF E 85-200	NF E 85-200		EN 14183	EN 14183	EN 14183
Class	Household	Household	Household	Household	Household	Household	Household	Household	Household
Page	102	103	103	104	104	105	105	106	106

STEP LADDERS

LADDERS

								
STEPS	XXL STEPS	XL PRO STEPS	STARLINE 2-SECTION COMBINATION LADDER	STARLINE 3-SECTION COMBINATION LADDER	STARLINE 2-SECTION PUSH-UP	STARLINE 2-SECTION ROPE-OPERATED	STARLINE SINGLE	X-SCOPIC
Regular	Regular	Intensive	Regular	Regular	Regular	Regular	Regular	Regular
Aluminium	Aluminium	Aluminium	Aluminium	Aluminium	Aluminium	Aluminium	Aluminium	Aluminium
3.62m	3.19m	3.63m	6.84m	8.24m	6.81m	8.78m	4.87m	4.70m
EN 131	EN 131	EN 131	EN 131	EN 131	EN 131	EN 131	EN 131	EN 131-6
Household	Household	Professional	Household	Household	Household	Household	Household	Household
107	107	107	108	108	109	109	110	110

WITH OR WITHOUT HOOKS

FIRST 4

ALL THE FEATURES OF THE LARGER MODELS



MADE IN FRANCE

Standard **NF E 85-200** | Guarantee (year) **2**

Platform **1.45m x 0.50m**
Trapdoor **0.54m x 0.46m**

- First 4 is quick to set up
- No screws required
- Moving is easy with two directional wheels Ø 100mm attached to one of the base units
- Platform locking
- 1/4 turn system for locking diagonals and cross-braces in position
- Offset base for increased stability

Aluminium
 Regular
 Flat surface/Level offset
 Max load 150kg/m²
 Household class
 Recyclable up to 92%

Reference	Floor number	Overall product height (m)	Overall length (without stab) (m)	Overall width (without stab) (m)	Overall length (with stab) (m)	Overall width (with stab - max adjustment) (m)	Minimum platform height (m)	Maximum platform height (m)	Maximum working height (m)	Weight (kg)	Barcode
02400904	1	2.91	1.71	0.65	1.71	1.21	0.28	1.84	3.84	21.50	3178740095093

☉ Reference on demand



FIRST 5

ALL THE FEATURES OF THE LARGER MODELS



MADE IN FRANCE

Standard **NF E 85-200** | Guarantee (year) **3**

Platform **1.45m x 0.50m**
Trapdoor **0.54m x 0.46m**

- The FIRST 5 is characterised by its quick assembly and installation
- No tools or screws needed
- The movement is facilitated by 2 wheels Ø 100mm fixed on one of the 2 bases
- Platform locks
- Locking of cross-braces with a quarter turn
- For work in level offset

Aluminium
 Regular
 Flat surface/Level offset
 Max load 150kg/m²
 Household class
 Recyclable up to 93%

Reference	Floor number	Overall product height (m)	Overall length (without stab) (m)	Overall width (without stab) (m)	Overall width (with stab - max adjustment) (m)	Folded height (m)	Folded width (m)	Folded length (m)	Minimum platform height (m)	Minimum working height (m)	Maximum platform height (m)	Maximum working height (m)	Weight (kg)	Barcode
02400905	1	3.79	1.71	0.65	1.21	2.06	0.20	0.61	0.28	2.30	2.43	4.43	23.70	3178740095055



FOLDING

EASY, COMPACT SCAFFOLDING

Standard **NF E 85-200** | Guarantee (year) **2**

- Quick installation: 3 minutes
- Easy to move: 2 wheels, 10.8cm diameter
- Easy to store: foldable and compact (25cm thick when folded)
- Practical: tool holder
- Safe: 1 guardrail and 102.5 x 40cm non-slip wood platform
- Stable: stabilising bases with anti-slip footpads

Aluminium
Regular
Flat surface
Maximum load 150kg
Household class

Reference	Floor number	Overall product height (cm)	Overall width (without stab) (cm)	Overall length (with stab) (m)	Overall width (with stab - max adjustment) (cm)	Folded height (cm)	Folded width (cm)	Maximum platform height (m)	Maximum working height (m)	Weight (kg)	Barcode
02400873	1	156	46	115	85.50	153	46	0.89	2.89	12.70	3178740227074



Foldable and compact: 25cm thick when folded



Tool holder



Stabiliser bars with anti-slip footpads



MULTI

SCAFFOLDING/LADDER COMBINATION IN A SINGLE PRODUCT

Standard **EN 131** | Decree **96-333** | Guarantee (year) **2**

- Quick to assemble: less than 6 minutes
- Comfortable: 147.5 x 40.5cm XL anti-slip wood platform
- Stable: stabiliser bars with anti-slip footpads
- Resistant: rungs are fixed by crimping and cannot be dismantled or warped

Mixed aluminium/steel
Regular
Flat surface/Level offset
Maximum load 150kg
Household class

Reference	Floor number	Overall product height (cm)	Overall width (without stab) (cm)	Overall length (with stab) (cm)	Overall width (with stab - max adjustment) (cm)	Folded height (cm)	Folded width (cm)	Maximum platform height (m)	Minimum working height (m)	Maximum working height (m)	Weight (kg)	Barcode
02400870	1	173	0.43	161	91	170	43	1	2.47	3	19	3178740215026



1 high guardrail (between 67 and 120cm depending on the platform position)



Stabiliser bars with anti-slip footpads



GARDEN

ALL-TERRAIN SCAFFOLDING

Standard **NF E 85-200** | Complies with the **Tests = Safety section** | Guarantee (year) **3**

- Easy to assemble: no tools required
- Easy to move: 2 XXL all-terrain wheels with a diameter of 25.4cm
- Easy to store: foldable and compact (40cm thick when folded)
- Practical: tool holder
- Safe: 1 guardrail and two 112.5 x 20cm anti-slip platforms
- Stable: wide 10cm diameter anti-slip feet and flared bases

Steel
Regular
Flat surface
Maximum load 150kg
Household class

Reference	Floornumber	Overall product height (m)	Overall length (without stab) (m)	Overall width (without stab) (m)	Overall length (with stab) (m)	Overall width (with stab - max adjustment) (m)	Folded height (m)	Maximum platform height (m)	Minimum working height (m)	Maximum working height (m)	Weight (kg)	Barcode
02400880	2	1.36	1.14	0.65	1.63	0.80	1.17	0.83	2.33	2.83	21	3178740237134



PRESTO

SCAFFOLDING FOR HEY PRESTO ASSEMBLY



MADE IN FRANCE

Standard **NF E 85-200** | Guarantee (year) **3**

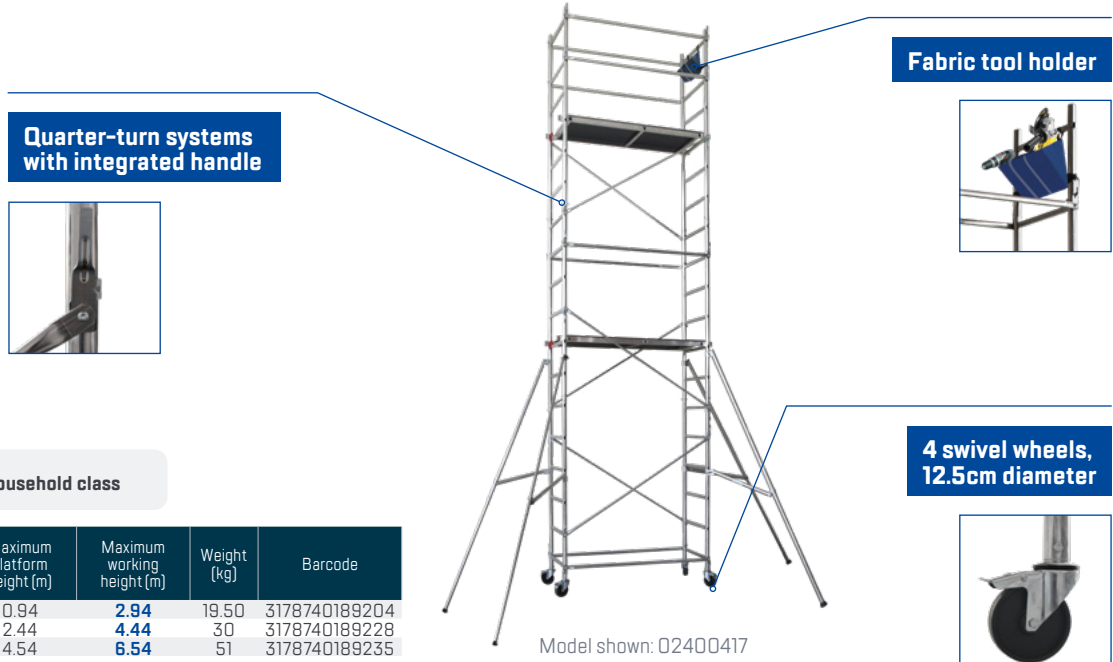
- Easy to assemble: pre-assembled structure. No tools required. Quarter-turn systems with integrated handle.
- Ultra-fast assembly: 3 min for Presto 3 / 7 min for Presto 4.5 / 13 min for Presto 6.5.
- Reassuring: platform with 2 anti-lift hooks.
- Stable: 4 stabilisers with anti-slip footpads (Presto 4.5 and Presto 6.5). Wheel brakes.

Aluminium
Regular
Flat surface/Level offset
Maximum load 150kg
Household class

Reference	Floornumber	Overall product height (m)	Overall length (without stab) (m)	Overall width (without stab) (m)	Overall length (with stab) (m)	Overall width (with stab - max adjustment) (m)	Maximum platform height (m)	Maximum working height (m)	Weight (kg)	Barcode
02400413	1	2	1.50	0.65	1.50	0.65	0.94	2.94	19.50	3178740189204
02400415	1	3.80	1.50	0.65	2.05	1.21	2.44	4.44	30	3178740189228
02400417	2	5.60	1.50	0.65	4.10	3.25	4.54	6.54	51	3178740189235

The 02400417 model is delivered in 2 packages.

⊗ Reference on demand



Model shown: 02400417

COBRA

MULTI-PURPOSE BENCH



Guarantee (year) **2**

- Platform equipped with carbon-sprayed anti-slip strips
- Anti-slip footpads with cut sides
- Anti-slip 80mm steps
- 965 x 300mm platform
- Foldable model for storage with anti-folding locking system

Aluminium
Regular
Flat surface
Maximum load 150kg
Household class
Recyclable up to 91%

Reference	Number of rungs / steps	Thickness of folded product (m)	Overall product height (m)	Maximum platform height (m)	Maximum access height (m)	Overall length (without stab) (m)	Overall width (without stab) (m)	Weight (kg)	Barcode
02374350	2	0.30	0.49	0.49	2.50	1.28	0.38	7.80	3178740162191

The platform is counted as a step.

STEPPY

FEATHERWEIGHT STEP STOOL



Ribbed and anti-slip wide footrest, 34.5 x 20cm and anti-slip ribbed steps



Durable anti-slip footpads



Standard **EN 14183** | Decree **96-333** | Guarantee (year) **3**

- Reassuring: rigid anti-spreading rods
- Stable: durable, anti-slip footpads
- Light: aluminium 2.87kg
- Practical: dual access
- Comfortable: wide platform, 34.5 x 20cm, with ribbed and anti-slip steps

Aluminium
Regular
Flat surface
Maximum load 150kg
Household class

Reference	Number of rungs / steps	Folded product height (cm)	Thickness of folded product (cm)	Overall product height (cm)	Maximum platform height (cm)	Maximum access height (m)	Footprint (maximum adjustment) (cm)	Overall width (without stab) (cm)	Weight (kg)	Barcode
00108203	2x3	68.50	19.30	60	60	2.60	67	45	2.87	3190191082033

ARTUPLAT

COMFORTABLE, COMPACT STEP STOOL



Standard **EN 14183** | Decree **96-333** | Guarantee (year) **3**

- Safe: handrail (34cm)
- Reassuring: platform with anti-lift system
- Stable: anti-slip footpads
- Practical: tool holder
- Comfortable: wide steps, 30 x 20cm with anti-slip covering
- Easy to store: compact design

Steel **Regular** **Flat surface** **Maximum load 150kg** **Household class**

Reference	Number of rungs / steps	Folded product height (cm)	Thickness of folded product (cm)	Overall product height (cm)	Maximum platform height (cm)	Maximum access height (m)	Footprint (maximum adjustment) (cm)	Overall width (without stab) (cm)	Weight (kg)	Barcode
00108102	2	85	5	78.60	45	2.45	48.50	45.50	4.44	3190191081029
00108103	3	109	5	101.10	68	2.68	64.50	47.50	6.04	3190191081036

Footrest with anti-lift system




Tool holder



Wide steps, 30 x 20cm, with anti-slip coverings



Model shown: 00108103



ARTUCONFORT

ULTRA-COMFORTABLE STEP STOOL

Standard **EN 14183** | Decree **96-333** | Guarantee (year) **5**

- Safe: high handrail (61cm)
- Reassuring: footrest with anti-lift system
- Stable: durable, anti-slip footpads
- Practical: XL tool holder
- Comfortable: XXL steps, 38 x 26cm, with anti-slip coverings

Steel **Intensive** **Flat surface** **Maximum load 150kg** **Household class**

Reference	Number of rungs / steps	Folded product height (cm)	Thickness of folded product (cm)	Overall product height (cm)	Maximum platform height (cm)	Maximum access height (m)	Footprint (maximum adjustment) (cm)	Overall width (without stab) (cm)	Weight (kg)	Barcode
00109102	2	116	12	107.60	47	2.47	64	48.50	6.20	3190191091028
00109103	3	142	12	131.10	70	2.70	75	50	8.40	3190191091035
00109104	4	167	12	154.60	94	2.94	86.50	51	11	3190191091042

Durable anti-slip footpads



XL tool holder



XXL steps, 38 x 26cm, with anti-slip coverings



Model shown: 00109103



STEPS

PRACTICAL, HARD-WEARING STEP LADDER



MADE IN FRANCE



Aluminium



Regular



Flat surface



Maximum load 150kg



Household class

Standard **EN 131** | Decree **96-333** | Guarantee (year) **5**

- Stable: anti-slip, durable, wrap-around footpads
- Reassuring: ultra anti-slip, corrosion-resistant steel footrest

Reference	Number of rungs / steps	Folded product height (cm)	Thickness of folded product (cm)	Overall product height (cm)	Maximum platform height (cm)	Maximum access height (m)	Footprint (maximum adjustment) (cm)	Overall width (without stab) (cm)	Weight (kg)	Barcode
01270803	3	123	12	117	57	2.57	63	40	3.50	3190192708031
01270804	4	146	12	137	77	2.77	77	43	4.10	3190192708048
01270805	5	169	12	158	98	2.98	91	46	4.80	3190192708055
01270806	6	192	12	179	119	3.19	107	48	5.60	3190192708062
01270807	7	216	12	200	140	3.40	120	50	6.40	3190192708079
01270808	8	239	12	222	162	3.62	134	53	7.70	3190192708086

Anti-spread safety straps from 6 steps.

XXL STEPS

Reference	Number of rungs / steps	Folded product height (cm)	Thickness of folded product (cm)	Overall product height (cm)	Maximum platform height (cm)	Maximum access height (m)	Footprint (maximum adjustment) (cm)	Overall width (without stab) (cm)	Weight (kg)	Barcode
01370203	3	123	12	117	57	2.57	63	40	3.90	3190191372035
01370204	4	146	12	137	77	2.77	77	43	4.60	3190191372042
01370205	5	169	12	158	98	2.98	91	46	5.60	3190191372059
01370206	6	192	12	179	119	3.19	107	48	6.60	3190191372066

Anti-spread safety straps from 6 steps.

XL PRO STEPS

COMFORTABLE, STURDY STEP LADDER



MADE IN FRANCE

Standard **EN 131** | Decree **96-333** | Guarantee (year) **10**

- Reassuring: platform with anti-lift lock.
- Stable: high-quality, durable, anti-slip footpads. Rear section wider than the climbing section.



Aluminium



Intensive



Flat surface



Maximum load 150kg



Professional class

Reference	Number of rungs / steps	Folded product height (cm)	Thickness of folded product (cm)	Overall product height (m)	Maximum platform height (cm)	Maximum access height (m)	Footprint (maximum adjustment) (cm)	Overall width (without stab) (cm)	Upright section (mm)	Weight (kg)	Barcode
02372405-808	5	175	11.20	1.60	99	2.99	95	55	45	6	3178740155964
02372406-808	6	198	11.20	1.81	120	3.20	110	57	45	7	3178740155971
02372407-808	7	221	11.20	2.02	141	3.41	125	59	45	8	3178740155988
02372408-808	8	244	11.20	2.24	163	3.63	140	62	45	9	3178740155995

Anti-spread safety straps from 6 steps.



Multi-function tool holder (screw and drill compartments, bucket hook)



Model shown: 01270805

Model shown: 01370205


12cm XXL steps




Reinforced hinges



Multi-function tool holder (screw and drill compartments, bucket hook)



11 cm XL steps



Model shown: 02372406-808

STARLINE 2-SECTION COMBINATION

VERSATILE LADDER



MADE IN FRANCE

Standard **EN 131** | Decree **96-333** | Guarantee (year) **3**

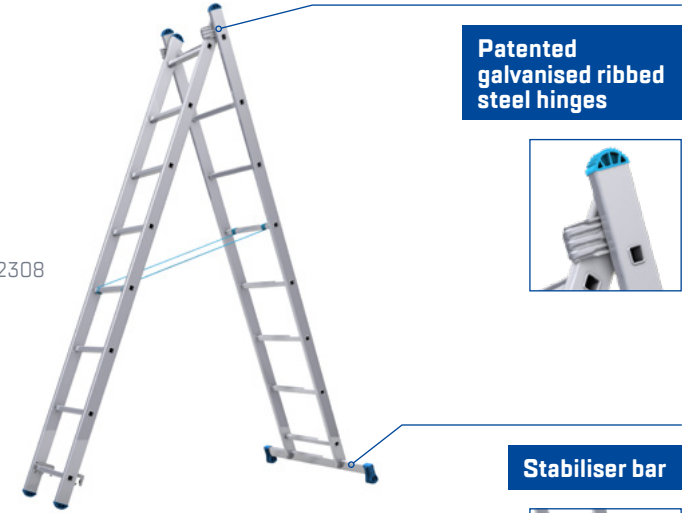
- Stable: ribbed anti-slip footpads and stabiliser bar with anti-slip footpads
- Robust: patented galvanised ribbed steel hinges
- Comfortable: 24 x 24mm ribbed and non slip square rungs
- Easy access: 28cm spacing between rungs

Aluminium
 Regular
 Flat surface
 Maximum load 150kg
 Household class
 Recyclable up to 92%

Reference	Number of rungs / steps	Thickness of folded product (cm)	Folded product height (m)	Aerial height (m)	Height of deployed product (maximum adjustment) (m)	Minimum access height (m)	Maximum access height (m)	Overall width (without stab) (m)	Overall width (with stab - max adjustment) (m)	Footprint (maximum adjustment) (m)	Upright section (mm)	Weight (kg)	Barcode
00142307	2x7	10.65	1.99	1.88	3.42	2.89	4.32	0.40	0.71	1.35	61/61	6	3178740188498
00142308	2x8	10.65	2.27	2.15	3.70	3.17	4.60	0.40	0.81	1.50	61/61	6.80	3178740188504
00142309	2x9	10.65	2.55	2.41	4.26	3.45	5.16	0.40	0.81	1.63	61/61	7.60	3178740188511
00142310	2x10	11.40	2.83	2.68	4.82	3.73	5.72	0.40	0.91	1.77	66/66	8.70	3178740188528
00142312	2x12	13.20	3.39	3.15	5.94	4.29	6.84	0.40	1.01	2.02	78/78	11.30	3178740188535

The stabiliser base is supplied unassembled, but with all the necessary screws and instructions.

Model shown: 00142308



Patented galvanised ribbed steel hinges



Stabiliser bar



STARLINE 3-SECTION COMBINATION

ULTRA-VERSATILE LADDER



MADE IN FRANCE

Standard **EN 131** | Decree **96-333** | Guarantee (year) **3**

- Comfortable: 24 x 24mm ribbed and non slip square rungs
- Easy access: 28cm spacing between rungs

Aluminium
 Regular
 Flat surface
 Maximum load 150kg
 Household class
 Recyclable up to 92%

Reference	Number of rungs / steps	Thickness of folded product (cm)	Folded product height (m)	Aerial height (m)	Height of deployed product (maximum adjustment) (m)	Aerial access height (m)	Minimum access height (m)	Maximum access height (m)	Overall width (without stab) (m)	Overall width (with stab - max adjustment) (m)	Footprint (maximum adjustment) (m)	Upright section (mm)	Weight (kg)	Barcode
00143307	3x7	14.25	1.99	3.09	4.26	3.99	2.89	5.16	0.46	0.81	1.33	53/66/53	9.10	3178740188665
00143308	3x8	14.85	2.27	3.65	5.10	4.55	3.17	6	0.46	0.91	1.52	53/78/53	10.80	3178740188672
00143309	3x9	16.05	2.55	4.21	5.94	5.11	3.45	6.84	0.46	1.01	1.72	61/78/61	12.50	3178740188689
00143310	3x10	17.20	2.83	4.77	6.50	5.67	3.73	7.40	0.46	1.01	1.93	66/86/66	14.60	3178740188696
00143312	3x12	19.30	3.39	5.33	7.34	6.23	4.29	8.24	0.46	1.11	2.31	78/92/78	17.30	3178740188719

The stabiliser bar is delivered unassembled, but with all the necessary screws and instructions. 3rd section is inseparable for the 3x12 rung model.


Model shown: 00143308



The rungs are secured by a non-removable, non-deformable crimping system



Ribbed footpads



STARLINE 2-SECTION PUSH-UP

CLASSIC DOUBLE LADDER



MADE IN FRANCE

Standard **EN 131** | Decree **96-333** | Guarantee (year) **3**

- Comfortable: 24 x 24mm ribbed and non slip square rungs
- Easy access: 28cm spacing between rungs

Models with hooks available as standard



- Aluminium
- Regular
- Flat surface
- Maximum load 150kg
- Household class
- Recyclable up to 93%

Reference	Number of rungs / steps	Folded product height (m)	Height of deployed product (maximum adjustment) (m)	Minimum access height (m)	Maximum access height (m)	Overall width (without stab) (m)	Overall width (with stab - max adjustment) (m)	Upright section (mm)	Weight (kg)	Barcode
00122308	2x8	2.27	3.68	3.17	4.57	0.40	0.81	61/61	7	3178740162481
00122310	2x10	2.83	4.80	3.73	5.69	0.40	0.91	66/66	9	3178740162498
00122312	2x12	3.39	5.92	4.29	6.81	0.40	1.01	78/78	12	3178740162504
00122308-023*	2x8	2.27	3.68	3.17	4.58	0.40		61/61	6.60	3178740187019
00122310-023*	2x10	2.83	4.80	3.73	5.69	0.40		66/66	7.90	3178740245313
00122312-023*	2x12	3.39	5.92	4.29	6.81	0.40		78/78	10.90	3178740245320
09061002	Mooring bar									
									1.50	3178740099893

* Models with hooks

Model shown: 00122308-023

Model shown: 00122308

Anti-slip ribbed caps



Stabiliser bar



STARLINE 2-SECTION ROPE-OPERATED

LADDER FOR HIGH-LEVEL WORK



MADE IN FRANCE

Standard **EN 131** | Decree **96-333** | Guarantee (year) **3**

- Stable: stabiliser bar with anti-slip footpads. Anti-slip ribbed end caps.
- Comfortable: 24 x 24mm ribbed and non slip square rungs
- Easy access: 28cm spacing between rungs

- Aluminium
- Regular
- Flat surface
- Maximum load 150kg
- Household class
- Recyclable up to 90%

Reference	Number of rungs / steps	Thickness of folded product (cm)	Folded product height (m)	Height of deployed product (maximum adjustment) (m)	Minimum access height (m)	Maximum access height (m)	Overall width (without stab) (m)	Overall width (with stab - max adjustment) (m)	Upright section (mm)	Weight (kg)	Barcode
00132314	2x14	14.40	3.92	7.04	4.82	7.94	0.42	1.21	86	17	3178740162795
00132316	2x16	14.40	4.48	7.88	5.38	8.78	0.42	1.21	86	19	3178740162801

The stabiliser base is supplied unassembled, but with all the necessary screws and instructions.

Model shown: 00132314

Welded stainless steel locking pivot, precise and safe manoeuvring



Locking system for steel sliding section



STARLINE SINGLE

ULTRA-LIGHT LADDER



MADE IN FRANCE

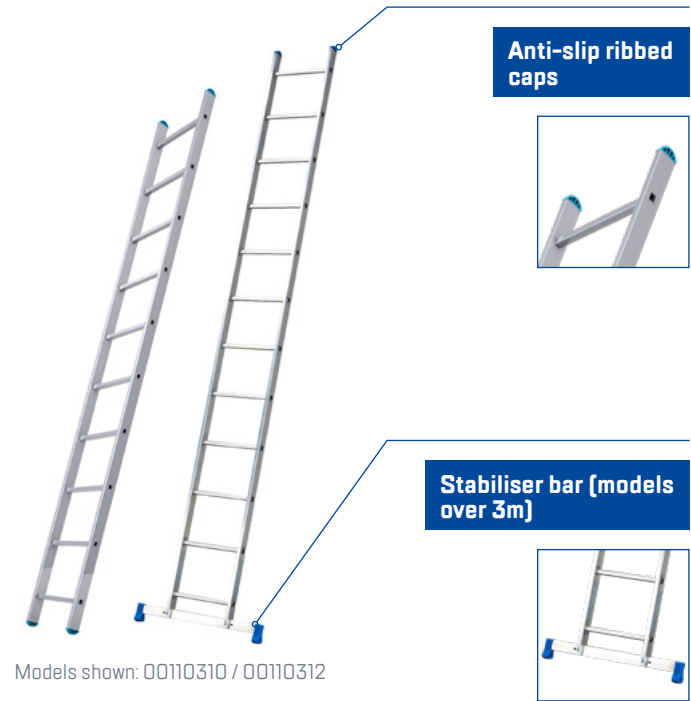
Standard **EN 131** | Decree **96-333** | Guarantee (year) **3**

- Ultra-resistant: rungs fastened by crimping that cannot be dismantled or warped. Rectangular uprights 20mm wide.
- Comfortable: 24 x 24mm ribbed and non slip square rungs
- Easy access: 28cm spacing between rungs

Aluminium
Regular
Flat surface
Maximum load 150kg
Household class
Recyclable up to 92%

Reference	Number of rungs / steps	Thickness of folded product (cm)	Overall product height (m)	Maximum access height (m)	Overall width (without stab) (m)	Overall width (with stab - max adjustment) (m)	Upright section (mm)	Weight (kg)	Barcode
00110308	8	5.30	2.27	3.17	0.40		53	3	3178740185565
00110309	9	5.30	2.55	3.45	0.40		53	3.30	3178740185572
00110310	10	6.10	2.83	3.73	0.40		61	3.90	3178740185589
00110312	12	6.10	3.41	4.31	0.40	0.81	61	4.70	3178740162337
00110314	14	6.60	3.97	4.87	0.40	0.81	66	6	3178740162344

The stabiliser base is supplied unassembled, but with all the necessary screws and instructions. According to standard EN 131, only folded ladders over 3 metres long are required to have a system for widening the base.



Models shown: 00110310 / 00110312

X-SCOPIC

COMPACT, ADJUSTABLE LADDER

Standard **EN 131-6** | Decree **96-333** | Guarantee (year) **2**

- Secure: lock indicator. Soft-close mechanism.
- Comfortable: XL ribbed and non slip rungs
- Easy access: 26cm spacing between rungs
- Carrying handle

Aluminium
Regular
Flat surface
Maximum load 150kg
Household class

Reference	Number of rungs / steps	Thickness of folded product (m)	Folded product height (m)	Height of deployed product (maximum adjustment) (m)	Maximum access height (m)	Overall width (without stab) (m)	Overall width (with stab - max adjustment) (m)	Upright section (mm)	Weight (kg)	Barcode
00094726	9	0.07	0.75	2.63	3.50	0.46		70	8.60	3178740200312
00094729	10	0.08	0.78	2.93	3.80	0.47		79	9.90	3178740200329
00094732	11	0.08	0.85	3.27	4.10	0.51	0.81	69	12	3178740200336
00094738	13	0.09	0.91	3.87	4.70	0.51	0.87	77	14.8	3178740200343

The stabiliser base is supplied unassembled, but with all the necessary screws and instructions.



Model shown: 00094729



Model shown: 00094729

ARTICLE 1 - GENERAL PROVISIONS

Present general conditions define sales conditions between the company TUBESCA-COMABI and its customers (here in-after referred to as "the Purchaser").

1.1 General conditions of sales applicable to every order are the conditions presented in the catalogue, or appended to the price-list in force, or to the invoice.

1.2 Placing an order implies the Purchaser's full and unreserved adhesion to present general conditions of sales of TUBESCA-COMABI company (here in-after referred to as «the Seller»).

1.3 All other documents such as prospectus, catalogues, instructions, price-lists, advertisements, other details or prints issued by the Seller are for information purposes only. Consequently, no clauses that may appear in the Purchaser's correspondence or orders may constitute a waiver of this rule unless otherwise expressly stipulated in the Seller's offers or acknowledgments. Especially, General Sales Conditions prevail on eventual General Purchasing Conditions, except in case of expressed agreement from the Seller.

1.4 Except if clearly indicated by the Seller, quotes are valid for 1 month after sending. Any offer is strictly limited to the Purchaser attention and can not be transferred to any third party without the Seller agreement. Orders will only be considered to be definitive after confirmation has been issued by the Seller. Solely information contained on this latter document will be considered to be valid. Any contestation of the elements mentioned in Order Acknowledgment must be addressed in writing (by e-mail or fax) by the Purchaser within 24 hours of reception, under penalty of foreclosure.

1.5 No order cancellation shall be valid without express acceptance by the Seller.

1.6 Should the order be cancelled, any down-payments will remain the Seller's property so as to cover damages, notwithstanding the latter's right to demand for the sale to be completed.

1.7 The Seller reserves the right to make any modification to its production that it deems to be of use, or appropriate, without any obligation to apply the said modifications to any equipment already supplied or on order.

1.8 Due to administrative order processing costs, we are unable to accept any orders for a value of under 500 € VAT excluded. This represents our minimum Order Value (excluding transportation costs).

1.9 The Seller reserves the right to cancel an order, even after it has been acknowledged, if guarantees of payment offered by the Purchaser appear to be insufficient to the Seller and this without the Purchaser having the right to claim for any compensation whatsoever.

1.10 A fixed contribution to study costs of 100 € will be claimed for any specific production requirement. This lump sum may be deducted from the Quote if Purchase Order of this special product requirement occurs within 3 months after Quote issue.

1.11 The Seller reserves the right, as an independent company, to sub-contract all or part of the Buyer's Purchase Order.

ARTICLE 2 - DELIVERY - CONDITIONS AND SCHEDULES

Goods are deemed to have been delivered when handed over to the Carrier in charge of transportation to the address specified on the Order Acknowledgment. Goods delivery is considered as "not unloaded". The Purchaser remains in charge of unloading in full safety conditions. Such delivery carried out under below financial conditions, unless otherwise stipulated in the Order Acknowledgment.

2.1 Minimum Order Value.

Minimum Order Value is granted according to Contract defined between the Seller and the Purchaser.

Delivery dates are communicated for information only. Consequently, no delivery delay can lead to penalties nor damages unless expressly agreed between the Seller and the Purchaser.

ARTICLE 3 - PRICES AND INVOICING

Unless expressly agreed in the Order Acknowledgment, products are supplied and invoiced at the price in force at the time of order receipt. For articles requiring a quotation and for special installations, prices established on bases known on the date specified in the order acknowledgment are subject to revision in order to take into account any modification in official material and wage indices.

Unless otherwise specified in the Order Acknowledgment, prices include standard packaging but not transportation. Any taxes and customs duties paid outside France shall be exclusively at the Purchaser's expenses. It is expressly agreed that the price of products will always be denominated in Euros.

ARTICLE 4 - TRANSPORT

All transport, insurance, customs and handling operations are depending on the applicable agreed Incoterm carried out at the Purchaser's risk, even in the case of free-of-charge supplies. Consequently, the Seller may not be held liable in any of these respects, especially concerning the choice of carrier. As a result, goods travel at the Purchaser's risk, notwithstanding provisions relating to reservation of ownership and the payment of transport costs. No clause specifying special dispatch conditions can be considered as a derogation of this rule.

ARTICLE 5 - RESERVATIONS

5.1 Non-compliance

All goods sold are considered as conform to Purchase Order and accepted by the Purchaser if, within 72 hours following goods receipt, no written claim has been addressed to the Seller.

In case of non-conformity or disputed delivery, any claim must be sent in writing within 72 hours following delivery to: sales@tubescacomabi.com. Any dispute has to be precise and documented otherwise they won't have any legal value and won't be considered by the Carrier insurance.

Damage during transport. We remind you that any delivery must be thoroughly checked during unloading:

number of packages,
Details of supplied equipment in accordance with delivery form, State of goods received even if under protective film,

Detailed description of the damage undergone by each reference. If no reservation is made in qualitative or quantitative terms on the carrier's receipt, no claim will be taken into consideration. Notations such as «received pending inspection» or «subject to control» are not taken into account by carriers' insurance companies. Applicable French law does not recognize hidden damage, only anomalies that can be seen on delivery are taken into account. For any damage incurred during transport, reservations must be marked on delivery slip, specifying the nature and extent of the damage; the words «subject to unpacking, damage or counting» do not have any legal value. Hidden damage caused by an impact or brutal handling may occur without necessarily leading to any visible damage on packaging. It is therefore essential for goods to be completely unpacked on their arrival and, if necessary, in the event of any dispute, reception should be suspended to enable a cross-examination to be carried out together with the delivering Carrier. Reservations must be confirmed in respect of the Carrier in compliance with the provisions set forth in Article L.133-3 of the French Commercial Code. Should above recommendations not be followed, the consignee will lose all its rights in respect of the Carrier: the Seller cannot be called upon as a substitute for the latter's responsibility.

ARTICLE 6 - GUARANTEE

Goods are guaranteed against any manufacturing defects for the duration indicated on catalogues and pricelists in force at the date of the order. Should any visible or latent defect be discovered, the guarantee is limited to the repair (with a return to our workshops) or the replacement of any element recognized as being faulty, as decided by the Seller, and excluding any reimbursement or compensation for auxiliary costs, including labour or replacement costs, costs resulting from goods immobilization and/or damages. IMPORTANT: Keep your proof of purchase (invoice of delivery slip), as it will be requested from you should the guarantee be applied. Any intervention made under the terms of the guarantee shall not extend the duration thereof. Coverage under the terms of the guarantee implies the prior return of the product of the faulty element to the Seller at the Purchaser's expense. Liability will be effectively accepted after the Seller's diagnosis confirming the faulty nature of the product. In the event of any claim, the Purchaser shall not have the right to postpone payment for the goods under any circumstances whatsoever, nor make any deduction on any sums due.

ARTICLE 7 - DISCLAIMER CLAUSE

Any defects or deterioration caused by normal wear, by an external accident or by incorrect assembly, faulty servicing, abnormal and/ or abusive use (overloading, etc.) or even by a modification and/ or repair and/ or integration of the product not provided for by the Seller, are excluded from the guarantee.

Furthermore, the Seller's liability is limited to the defects of its products but not to any defects that may appear in relation to the integration or adjunction of its products to those of other suppliers. It is the Purchaser's responsibility to check the compliance of the product with the use for which it is intended, as he is responsible for the conditions of use of the delivered product. Under no circumstances may the Seller be held responsible in the event of human injury or material damage resulting from the use of the goods or occurring at the time the goods are in use. Under no circumstances may the Seller be required to repair any indirect damage, including any operating or profit losses, indirect losses or consequential damages, irrespective of its nature, that may be incurred by the Purchaser or any third party. In any cases, the value of any damages to be paid to the Purchaser shall be limited to the purchase value of the disputed products.

ARTICLE 8 - PAYMENT

8.1 Conditions

Every Purchase Order shall raise an invoice, which, in principle is to be paid in full.

The purchaser shall bear the costs for selected means of payment. Unless a prior agreement has been reached to the contrary, all invoices shall be paid in compliance with their mentioned conditions.

8.2 Late payment or default on payment.

Should an invoice not be accepted or not be paid at its due date, full amount of receivables due to the Seller shall become due immediately irrespective of the means of payment chosen, any legal interest, agios, return and recovery costs being at the debtor's expense. In the event of any late payment, the Seller may suspend all orders in progress. Default of payment shall give the Seller full rights to cancel the sale if he so wishes and under these conditions, he will be freed of any commitments with regards to the Purchaser and authorized to re-take possession of any unpaid goods. Cancellation will not only concern the order in question, but also any previously unpaid or current orders regardless of whether they have already been delivered or are in the course of delivery, and whether payment for them is due or not. The Purchaser shall reimburse all costs incurred as a result of contentious recovery of outstanding sums.

8.3 Late payment penalties.

As from the first day on which the date of payment indicated on the invoice

has been over-run, outstanding sums will be subject to application of penalties amounting to three (3) times the legal interest rate calculated on the sum due, taxes included, and without requiring any prior notice. All calendar months that have begun are due entirely with regard to interest. Non-fulfilment of payment commitments by the Purchaser shall make him liable by right to the payment of any expenses incurred and bore by the company TUBESCA-COMABI.

ARTICLE 9 - RETENTION OF TITLE OF OWNERSHIP

The Seller retains the title of Ownership of the identified goods on this document until they are fully paid. Should the price not have been paid at the agreed due date, the Seller may take the goods back, the sale will be cancelled by rights if the Seller so wishes and any down-payments made to him shall be retained in return for any use of the equipment from which the Purchaser may have already benefited. Transfer of risks: Goods shall remain the property of the seller until they have been paid in full, but the Purchaser will become liable for them as from the time when they are materially handed over, transfer of possession giving rise to transfer of risks; consequently, the Purchaser shall commit himself to immediately taking out an insurance policy providing guarantees against any risks of loss, theft or destruction of the designated goods. The Purchaser shall give a personal undertaking to the Seller not to dispose of, by any means whatsoever, either in full ownership or as a pledge, the goods purchased before payment of their price in full. Should the Purchaser refuse to return any unpaid goods, a simply summary order shall be sufficient to dissolve the sale and authorize repossession of the said goods.

ARTICLE 10 - RETURN OF GOODS

No return of goods will be accepted without prior written agreement from the Seller sales department and according to detailed conditions.

ARTICLE 11 - FORCE MAJEURE

Any circumstances beyond the Seller's control, such as strikes or lockouts (including amongst subcontractors), fires, mechanical breakdowns, wars or riots, pandemic, legislative measures, or subcontractors- being absent or late and thereby causing a delay in deliveries, shall authorize the Seller to postpone the delivery date of the order, or reduce or cancel it without the Purchaser having any right to claim for compensation in this respect.

ARTICLE 12 - PERSONAL DATA PROTECTION

The Seller collects and processes personal data in accordance with the regulations in force applicable to its personal data and confidentiality policy and which completes these general sales conditions, of which it is an integral part. As such, the Purchaser is invited to consult it on our website www.tubescacomabi.com.

ARTICLE 13 - CHOICE OF COURT CLAUSE AND APPLICABLE LAW

By express convention, any dispute will be filed with the Commercial Court of the Seller's registered offices, which shall have exclusive jurisdiction regardless of delivery place, means of payment and even in the event of multiple defendants or the introduction of third parties. Only French law will apply.

ARTICLE 14 - GDPR

As part of our commercial relationship we would like to inform you that we apply the principle of the passive opt-out principle regulated by the CNIL. Your information provided when making contact or order tracking will be automatically included in our mailing lists for commercial and marketing purposes. To no longer wish to receive advertising, you must contact us by e-mail : dpo@frenehard-michaux.com



Download
the catalogue



EXPORT SALES ADMINISTRATION

Tel : +33(0)4 74 00 90 90
Fax : +33(0)1 48 46 68 42
sales@tubescacomabi.com

2 PRODUCTION SITES IN FRANCE

 Route de Boves
80250 Ailly-sur-Noye

 976 Route de Saint-Bernard
01604 Trévoux



FIND US ON
SOCIAL NETWORKS



OR GO TO
WWW.TUBESCA-COMABI.COM